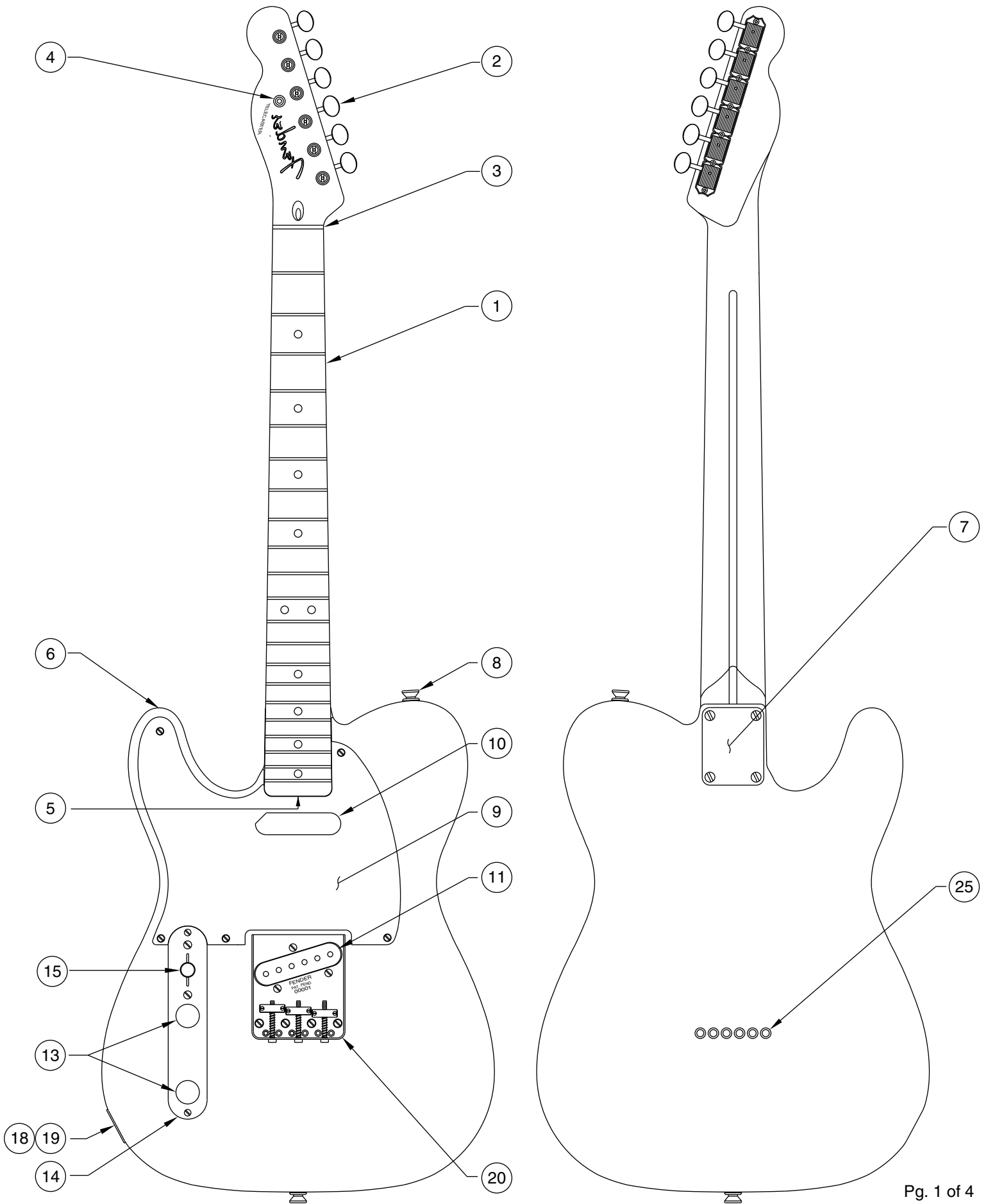
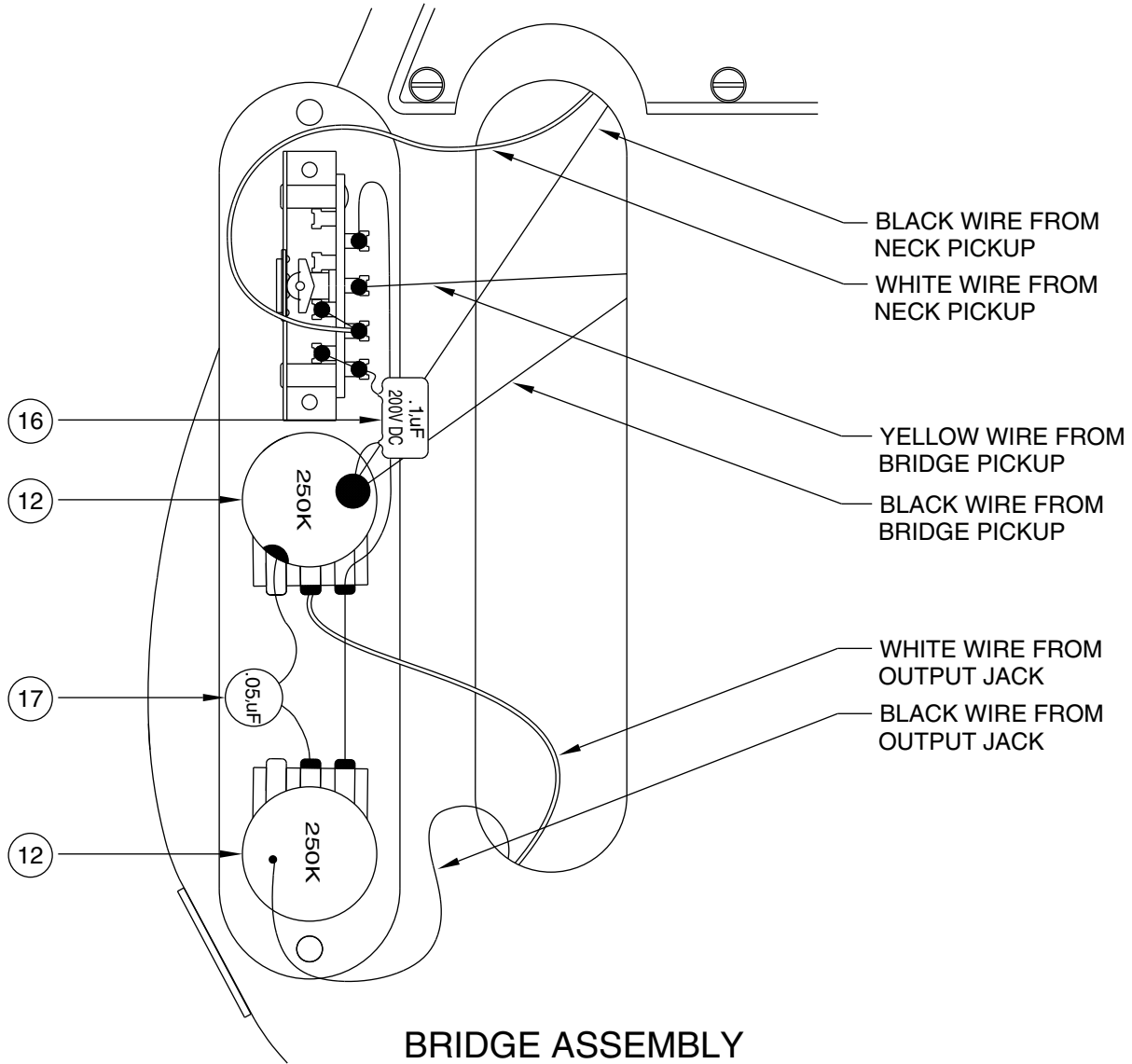


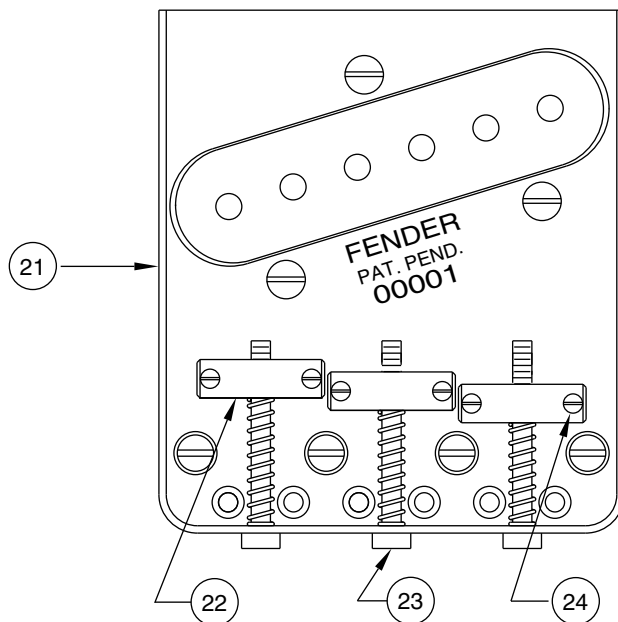
'52 VINTAGE TELECASTER / LEFT HAND 0100222



### CONTROL ASSEMBLY



### BRIDGE ASSEMBLY

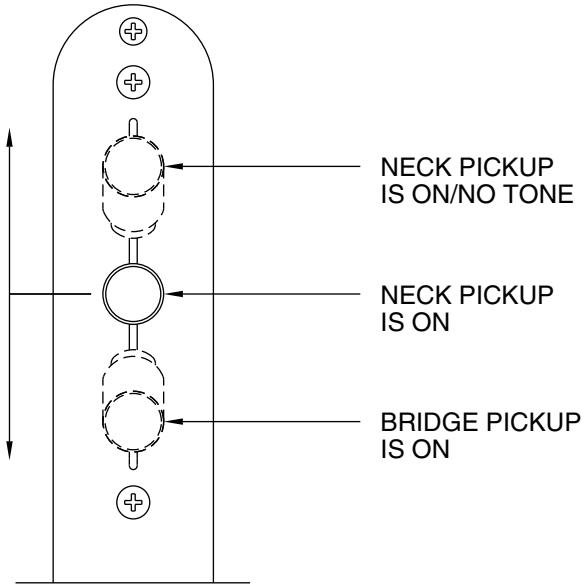


'52 VINTAGE TELECASTER / LEFT HAND 0100222

REF.#	P/N	DESCRIPTION
1	0053820000	Neck, American Vintage Telecaster, M/N
2	0027774000	Tuning Key, (1) Set
	0018370000	Mounting Screw
	0019312000	Bushing
3	0083675000	Bone Nut
4	0018365000	String Retainer
	0018368000	Mounting Screw
5	0012252000	Truss Rod Adjustment Nut
6	0053819xxx	Body, '52 American Vintage Tele., Solid Paint
7	0018353000	Neck Mounting Plate
	0018369000	Mounting Screw
8	0012344000	Strap Button
	0018371000	Mounting Screw
9	0053821000	Pickguard, American Vintage Tele., Black
	0053829000	Pickguard, American Vintage Tele., White
	0018368000	Mounting Screw
10	0053780000	Pickup, Neck, American Vintage Tele
	0018373000	Mounting Screw
	0039410000	Tubing, Latex Cut
11	0053782000	Pickup, Bridge, American Vintage Tele
	0018376000	Mounting Screw
	0036878000	Tubing, Latex Cut
12	0019064000	Control, 250K, Audio (2)
	0016352000	Mounting Hex Nut
	0016436000	Lock Washer, Intl
13	0018357000	Knob, Knurled (2)
	0028897001	Screw Set
14	0033134060	Control Plate
	0018368000	Mounting Screw
15	0053290000	Switch, Lever 3-Position
	0018375000	Mounting Screw
	0018359000	Knob, Black
16	0021022000	Capacitor, .1uf
17	0015552000	Capacitor, .05uf
18	0021956000	Output Jack
	0016352000	Mounting Hex Nut
	0016436000	Lock Washer, Intl
19	0010363070	Jack Ferrule
20	0053823000	Bridge Assembly, Vintage Telecaster
	0018371000	Mounting Screw
21	0053822000	Bridge Plate
22	0018360000	Bridge Section, (3)
23	0018377000	Intonation Screw, (3)
	0018689000	Intonation Spring, (3)
24	0016105000	Height Adjustment Screw, (6)
	0018531000	Adjusting Wrench, Saddle Height
25	0012112000	String Retainer Ferrule

Body Part Number	
0053819550	Butterscotch Blonde

SWITCH & CONTROL FUNCTION



DETAIL  
3 WAY SWITCH

3 WAY SWITCH POSITION			
			← 3 WAY SWITCH POSITION
	T1	T1	← TONE CONTROL
			← NECK PICKUP
			← BRIDGE PICKUP
	PICKUP IS ON		PICKUP IS OFF

- 3
- 2
- 1

SEE 3 WAY SWITCH &  
DETAIL DIAGRAM

MASTER VOLUME

MASTER TONE (T1)

