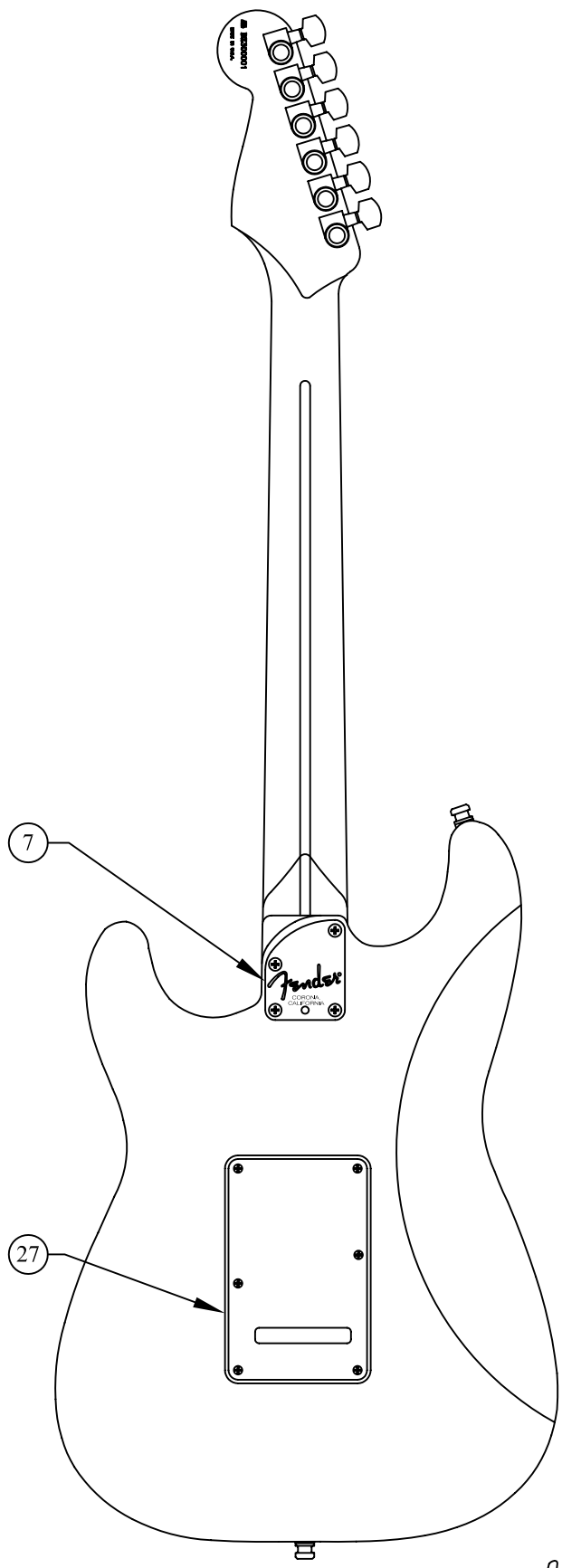
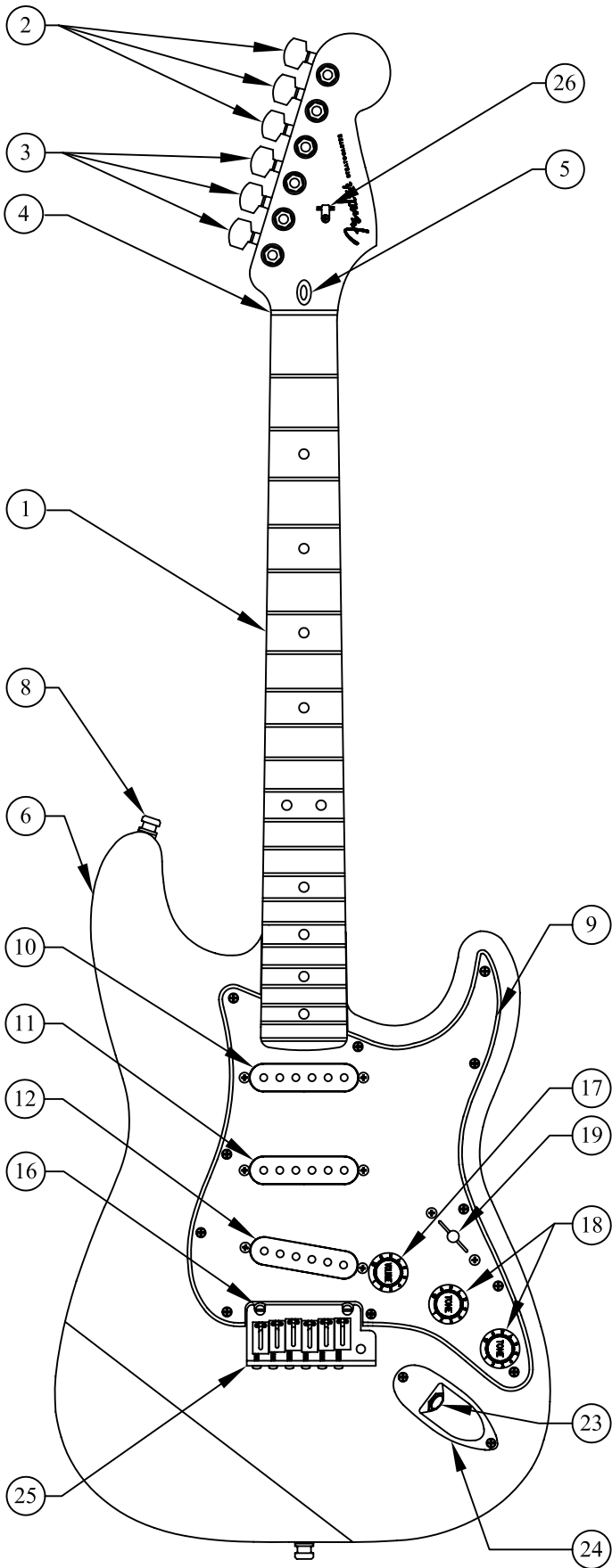
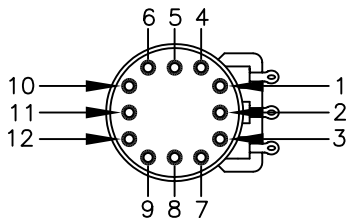
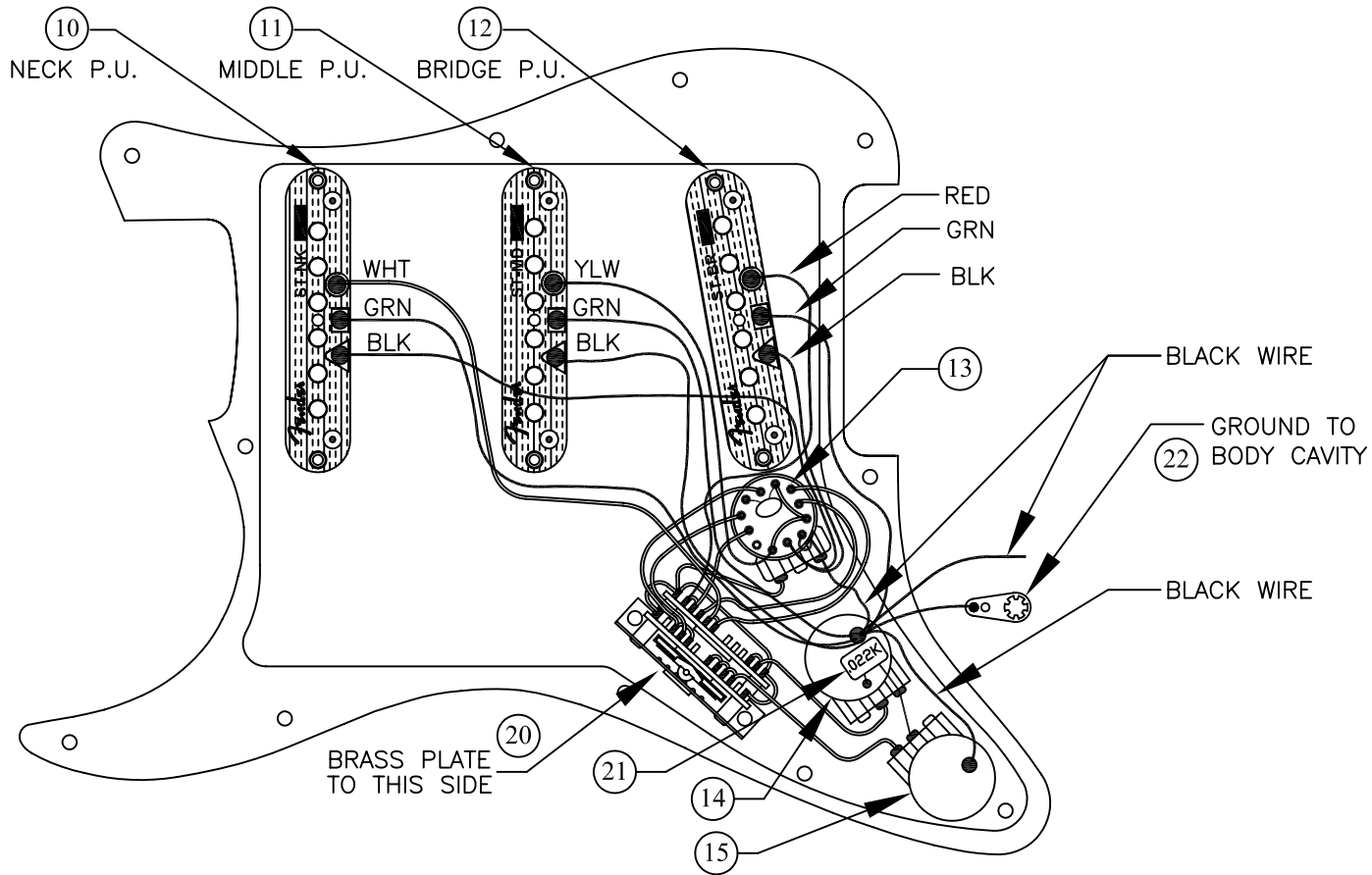


AMERICAN DELUXE STRATOCASTER® 0101302, V NECK, MN



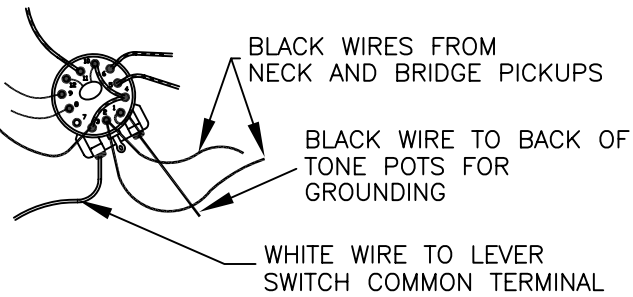
AMERICAN DELUXE STRATOCASTER® 0101302, V NECK, MN

WIRING DIAGRAM

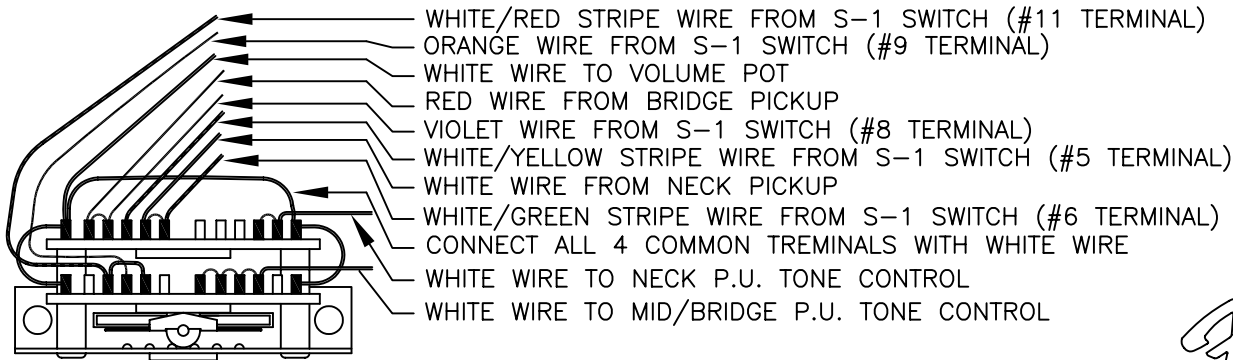


S-1 SWITCH TERMINAL NUMBERS

YELLOW WIRE FROM MIDDLE PICKUP



S-1 SWITCH WIRING DETAIL



LEVER SWITCH WIRING DETAIL



**AMERICAN DELUXE STRATOCASTER® 0101302, V NECK, MN
BODY, PICKGUARD, PICKUP, BACKPLATE & KNOB COMBINATION CHART**

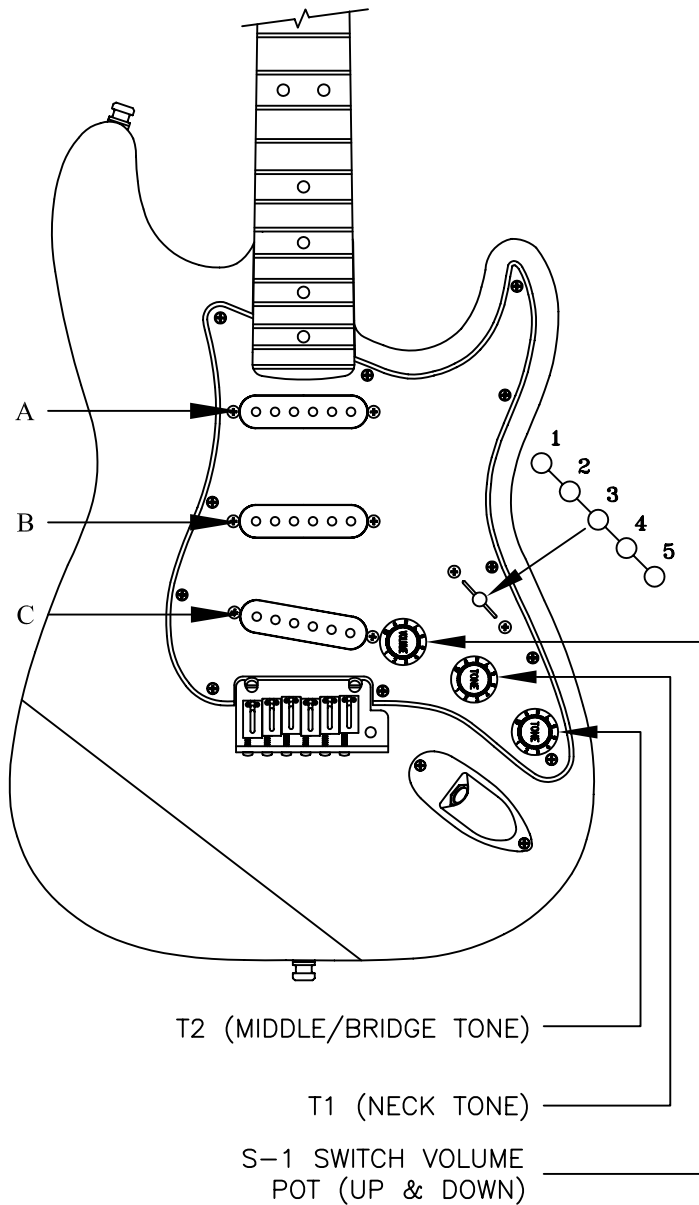
BODY		PICKGUARD		PICKUP			BACKPLATE		VOLUME		TONE	SEL SW
P/N	Color	P/N	Color	P/N	REF.#	Color	P/N	Color	Knob	Cap	Knob	Knob
0059203503	2-Color Sunburst	0063979000	Mint/	0062971-030	10	Aged White	0063983000	Mint/	0059267030	0059266030	0056144000	0053765000
			Mint/	0062972-030	11	Aged White		Mint/				
			Mint	0062973-030	12	Aged White		Mint				
0058345506	Black	0063539000	Gold	0062971-030	10	Aged White	0063543000	Gold	0059267030	0059266030	0056144000	0053765000
			Metallic	0062972-030	11	Aged White		Metallic				
				0062973-030	12	Aged White						
0058345509	Candy Apple Red	0063539000	Gold	0062971-030	10	Aged White	0063543000	Gold	0059267030	0059266030	0056144000	0053765000
			Metallic	0062972-030	11	Aged White		Metallic				
				0062973-030	12	Aged White						
0059203567	Honey Blonde	0063540000	Copper	0062971-030	10	Aged White	0063544000	Copper	0059267030	0059266030	0056144000	0053765000
			Metallic	0062972-030	11	Aged White		Metallic				
				0062973-030	12	Aged White						

REF.#	P/N	DESCRIPTION	REF.#	P/N	DESCRIPTION
1	0063977000	Neck, Am Dlx Stratocaster®, V Neck, MN	16	0028957000	Pivot Screw
2	0036447000	Tuning Key, (1,2,3) Ultra Pol Chr		0028958000	Insert
	0058815000	Washer Schalr	17	See Chart	Knob & Cap, Volume
	0058820000	Bushing Schalr	18	See Chart	Knob, Tone
3	0036448000	Tuning Key, (4,5,6) Ultra Pol Chr	19	See Chart	Knob, Selector Switch
	0058815000	Washer Schalr	20	0050610000	Switch, 5-Position, 4 Pole
	0058820000	Bushing Schalr		0021417000	Mounting Screw
4	0083675000	Bone Nut	21	0024832000	Capacitor, .022uF
5	0023811000	Truss Rod Adjustment Wrench	22	0012869000	Solder Lug
6	See Chart	Body Stratocaster®		0015116000	Mounting Screw
7	0059209000	Neck Mounting Plate	23	0021956000	Output Jack
	0021424000	Mounting Screw		0016436000	Lock Washer
	0031571000	Tilt Adjustment Screw		0016352000	Mounting Hex Nut
	0023811000	Tilt Adjusting Wrench	24	0010280090	Jack Ferrule
8	0021453000	Strap Button		0021407000	Mounting Screw
	0021422000	Mounting Screw	25	0036449000	Bridge Assembly
	0019056000	Felt Washer, Black		0036534000	Tremolo Arm
	0020491000	Felt Washer, White		0010272100	Tremolo Claw
9	See Chart	Pickguard		0018671000	Tremolo Spring
	0021407000	Mounting Screw		0015636000	Mounting Screw
10	See Chart	Pickup, Neck		0036527000	Bridge Plate
	0063396000	Mounting Screw		0036528000	Bridge Section, (6)
	0063398000	Mounting Tube		0017031000	Intonation Screw, (6)
11	See Chart	Pickup, Middle		0019395000	Intonation Spring, (5&6)
	0063396000	Mounting Screw		0019394000	Intonation Spring, (1-4)
	0063398000	Mounting Tube		0026779000	Height Adjustment Screw, (1&6)
12	See Chart	Pickup, Bridge		0026780000	Height Adjustment Screw, (2-5)
	0063396000	Mounting Screw		0036530000	Bridge Block
	0063398000	Mounting Tube		0036615000	Set Screw
13	0061256000	S-1 Sw/Pot Assy 250K	26	0021537000	String Retainer
	0016352000	Mounting Nut		0021405000	Mounting Screw
	0022384000	Lock Washer	27	See Chart	Back Plate AM Series Stratocaster®
14	0013446000	Control 250K		0021407000	Mounting Screw
	0016352000	Mounting Nut			
	0022384000	Lock Washer			
15	0050666000	Control 250K. No Load			
	0016352000	Mounting Nut			
	0022384000	Lock Washer			



AMERICAN DELUXE STRATOCASTER® 0101302, V NECK, MN

SWITCH & CONTROL FUNCTION



MV = MASTER VOLUME
 T1 = NECK TONE
 T2 = MID/BRIDGE TONE
 + = SERIES CONNECTION
 / = PARALLEL CONNECTION
 SC = SPECIALS CAPACITOR

5 WAY SW POSITIONS, S-1 SWITCH UP					
1	2	3	4	5	POSITION
					CONTROL
					← NECK (A)
					← MIDDLE (B)
					← BRIDGE (C)
	A/B		B/C		CONNECTION

5 WAY SW POSITIONS, S-1 SWITCH DOWN					
1	2	3	4	5	POSITION
					CONTROL
					← NECK (A)
					← MIDDLE (B)
					← BRIDGE (C)
A+B	(A/SC) + B	(A/C) + B	B + (C/SC)	B+C	CONNECTION

	PICKUP IS ON
	PICKUP IS OFF
<i>A</i>	PICKUP (NECK)
<i>B</i>	PICKUP (MIDDLE)
<i>C</i>	PICKUP (BRIDGE)