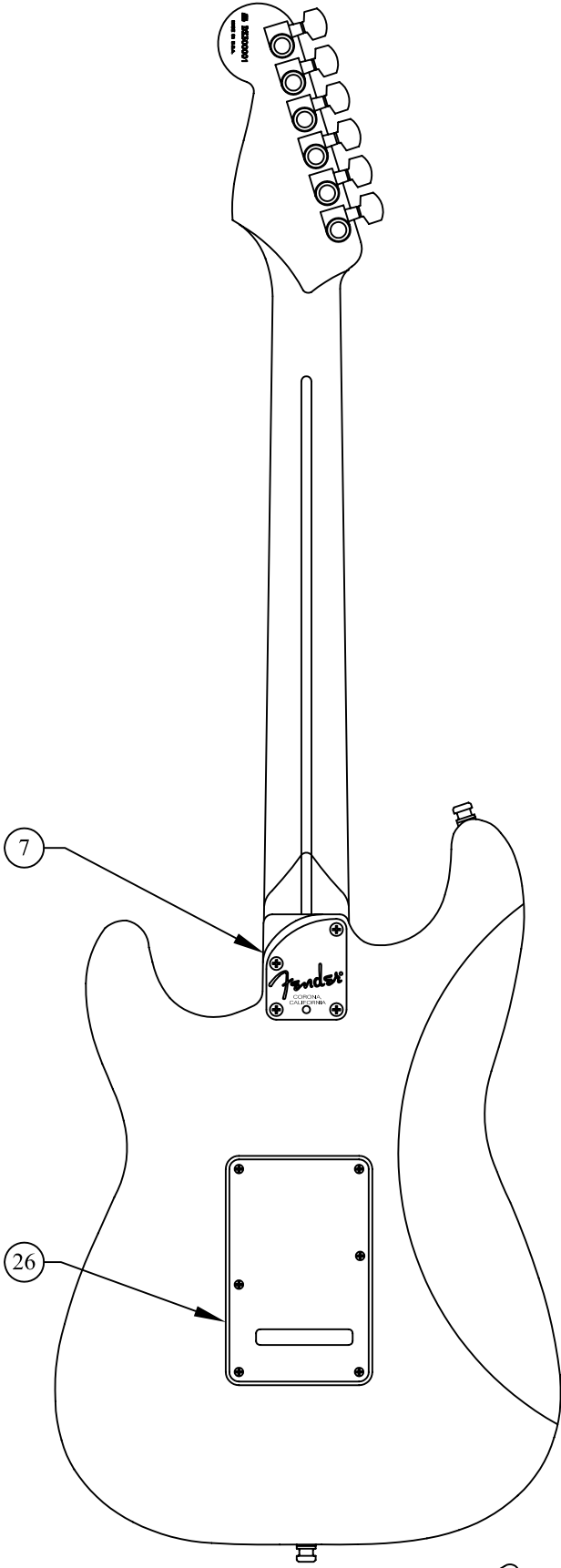
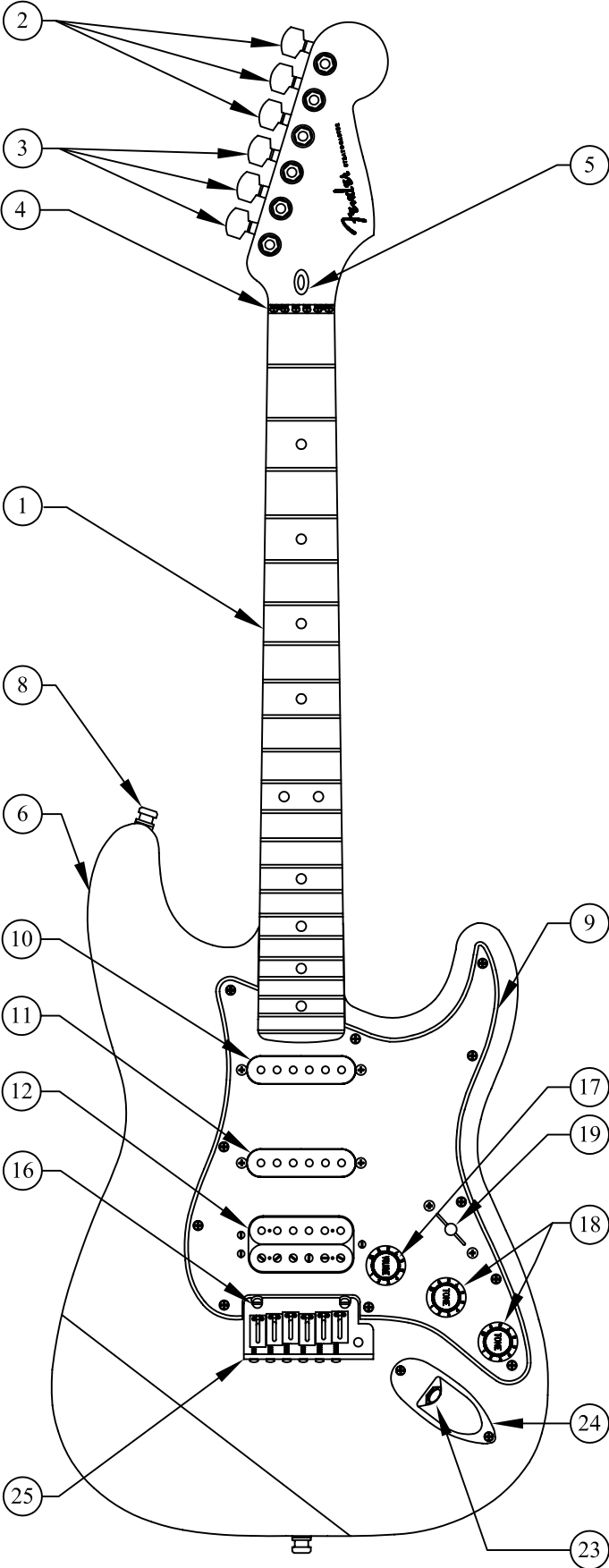
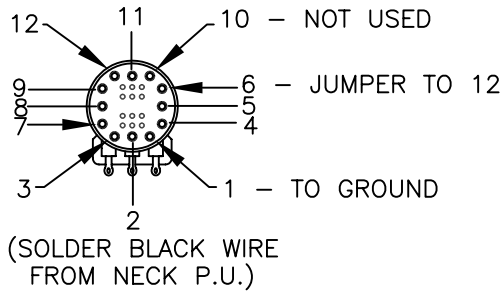
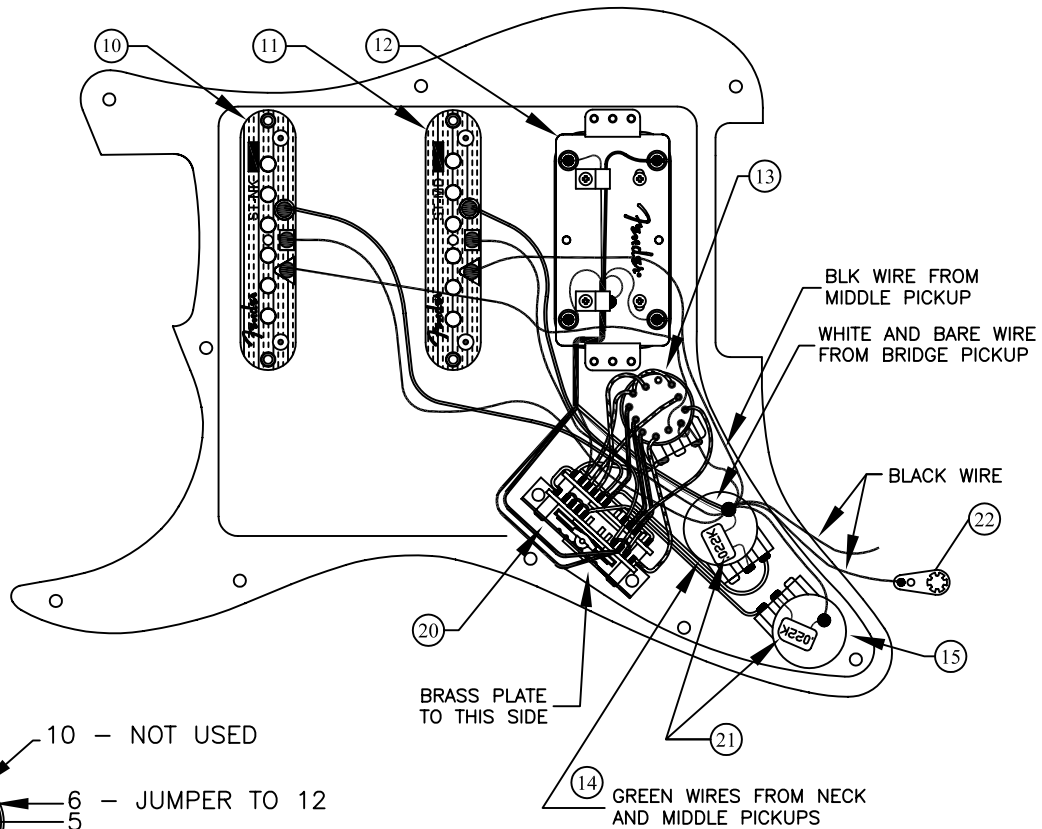


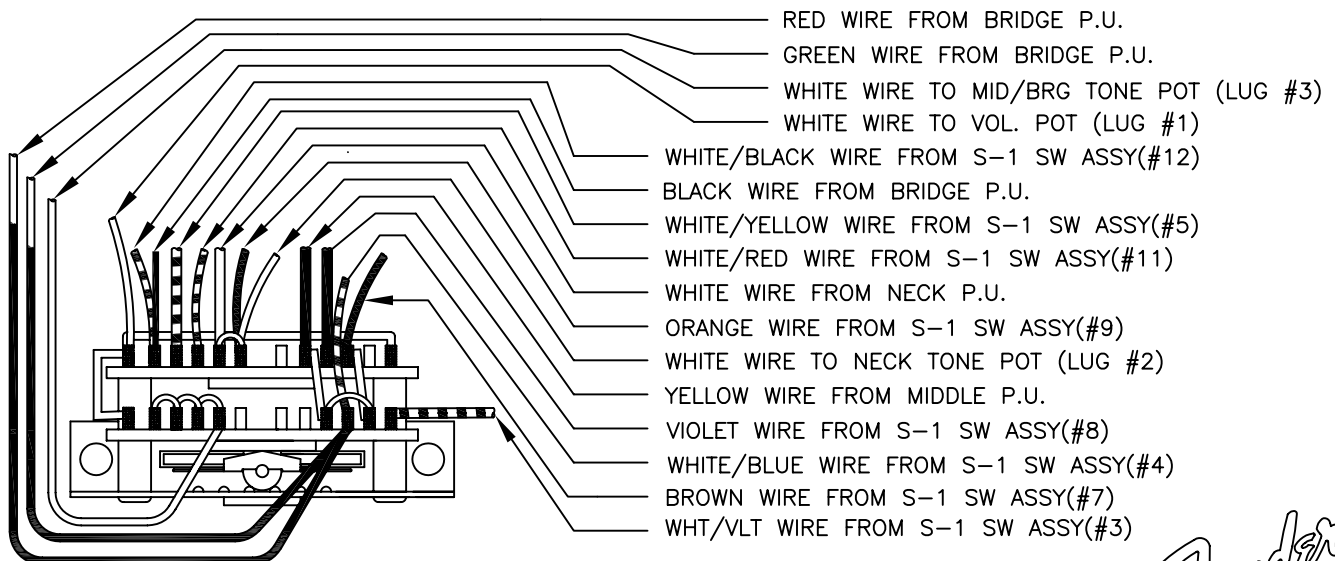
AMERICAN DELUXE STRATOCASTER® HSS, 0101500/1502, RW/MN



WIRING DIAGRAM



S-1 SWITCH WIRING DETAIL



LEVER SWITCH WIRING DETAIL

AMERICAN DELUXE STRATOCASTER® HSS, 0101500/1502, RW/MN

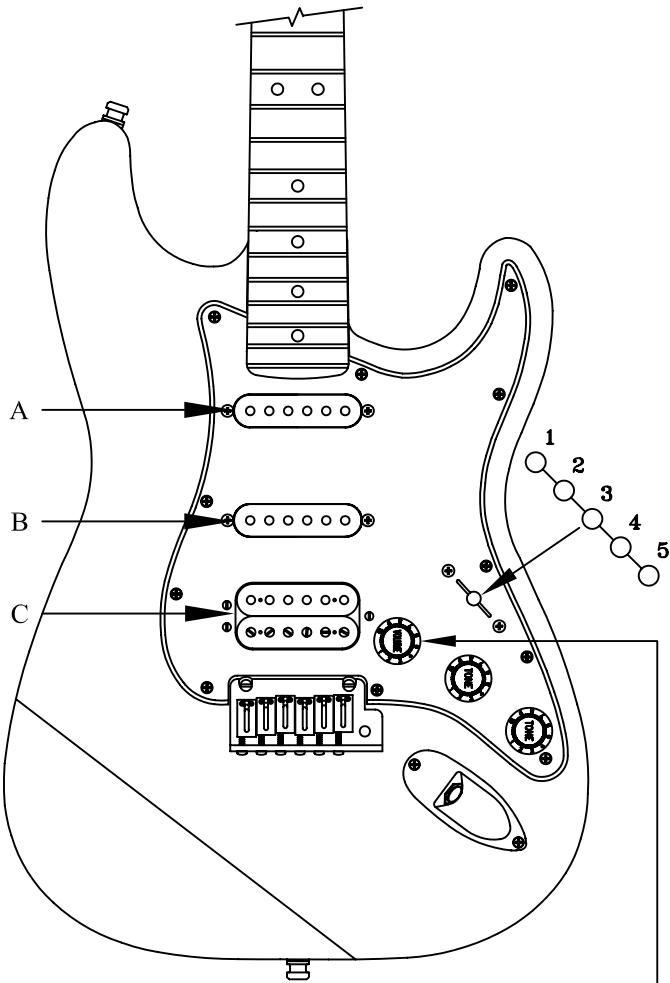
BODY, PICKGUARD, PICKUP, BACKPLATE & KNOB COMBINATION CHART

BODY		PICKGUARD		PICKUP			BACKPLATE		VOLUME		TONE	SEL SW
P/N	Color	P/N	Color	P/N	REF.#	Color	P/N	Color	Knob	Cap	Knob	Knob
0059203500	3-Color Sunburst	0054021000	Mint Green/Black/ Mint Green	0064019030	10	Aged White	0054029000	Mint Green/Black/ Mint Green	0059267030 Aged White	0059266030 Aged White	0056144000 Aged White	0053765000 Aged White
				0064020030	11	Aged White						
				0054036000	12	Aged White						
0059203520	Amber	0064022000	Brown Shell	0064019030	10	Aged White	0049683000	Brown Shell	0059267030 Aged White	0059266030 Aged White	0056144000 Aged White	0053765000 Aged White
				0064020030	11	Aged White						
				0054036000	12	Aged White						
0058345564	Montego Black	0064010000	Gold Metallic	0064019020	10	Black	0063543000	Gold Metallic	0059267020 Black	0059266020 Black	0056146000 Black	0013267000 Black
				0064020020	11	Black						
				0063265000	12	Black						
0058345582	Candy Tangerine	0064008000	Aged White Pearl	0064019030	10	Aged White	0038964000	Aged White Pearl	0059267030 Aged White	0059266030 Aged White	0056144000 Aged White	0053765000 Aged White
				0064020030	11	Aged White						
				0054036000	12	Aged White						
0058345591	Chrome Silver	0064009000	Black Pearl	0064019020	10	Black	0058044000	Black Pearl	0059267020 Black	0059266020 Black	0056146000 Black	0013267000 Black
				0064020020	11	Black						
				0063265000	12	Black						

REF.#	P/N	DESCRIPTION	REF.#	P/N	DESCRIPTION
1	0054018000	Neck, American Dlx Stratocaster®, RW	15	0013446000	Control 250K
2	0054019000	Neck, American Dlx Stratocaster®, MW		0016352000	Mounting Nut
	0036447000	Tuning Key, (1,2,3) Ultra Pol Chr		0016436000	Lock Washer
	0058815000	Washer Schalr	16	0028957000	Pivot Screw
	0058820000	Bushing Schalr		0028958000	Insert
3	0036448000	Tuning Key, (4,5,6) Ultra Pol Chr	17	See Chart	Knob & Switch Cap, Volume
	0058815000	Washer Schalr	18	See Chart	Knob, Tone
	0058820000	Bushing Schalr	19	See Chart	Knob, Selector Switch
4	0041615000	L.S.R. Nut	20	0050610000	Switch, 5-Position, 4 Pole
	0041612000	Shim, L.S.R. .010		0021417000	Mounting Screw
	0041613000	Shim, L.S.R. .005	21	0024832000	Capacitor, .022uF
	0041611000	Mounting Screw	22	0012869000	Solder Lug
5	0023811000	Truss Rod Adjusting Wrench		0015116000	Mounting Screw
6	See Chart	Body Stratocaster®	23	0021956000	Output Jack
7	0059209000	Neck Mounting Plate		0016436000	Lock Washer
	0021424000	Mounting Screw		0016352000	Mounting Hex Nut
	0031571000	Tilt Adjustment Screw	24	0010280090	Jack Ferrule
	0023811000	Tilt Adjusting Wrench		0021407000	Mounting Screw
8	0021453000	Strap Button	25	0036449000	Bridge Assembly
	0021422000	Mounting Screw		0036534000	Tremolo Arm
	0019056000	Felt Washer, Black		0010272100	Tremolo Claw
	0020491000	Felt Washer, White		0018671000	Tremolo Spring
9	See Chart	Pickguard		0015636000	Mounting Screw
	0021407000	Mounting Screw		0036527000	Bridge Plate
10	See Chart	Pickup, Neck		0036528000	Bridge Section, (6)
	0063396000	Mounting Screw		0017031000	Intonation Screw, (6)
	0063398000	Mounting Tube		0019395000	Intonation Spring, (5&6)
11	See Chart	Pickup, Middle		0019394000	Intonation Spring, (1-4)
	0063396000	Mounting Screw		0026779000	Height Adjustment Screw, (1&6)
	0063398000	Mounting Tube		0026780000	Height Adjustment Screw, (2-5)
12	See Chart	Pickup, Bridge		0036530000	Bridge Block
	0050166000	Mounting Screw		0036615000	Set Screw
	0050167000	Mounting Spring	26	See Chart	Back Plate AM Series Stratocaster®
13	0061256000	S-1 Sw/Pot Assy 250K, Volume		0021407000	Mounting Screw
	0016352000	Mounting Nut			
	0016436000	Lock Washer			
14	0013446000	Control 250K			
	0016352000	Mounting Nut			
	0016436000	Lock Washer			



SWITCH & CONTROL FUNCTION



S-1 SWITCH VOLUME POT (UP & DOWN)

MV = MASTER VOLUME
 T1 = NECK TONE
 T2 = MID/BRIDGE TONE
 + = SERIES CONNECTION
 / = PARALLEL CONNECTION
 () = INDICATES PAIRED COILS

5 WAY SW POSITIONS, S-1 SWITCH UP					
1	2	3	4	5	POSITION
					CONTROL
					← NECK (A)
					← MIDDLE (B)
					← BRIDGE (C)
	A/B		B/C		CONNECTION

5 WAY SW POSITIONS, S-1 SWITCH DOWN					
1	2	3	4	5	POSITION
					CONTROL
					← NECK (A)
					← MIDDLE (B)
					← BRIDGE (C)
A+B	(A+C)/B	(A+B)/C	B/C		CONNECTION

	PICKUP IS ON
	PICKUP IS OFF
<i>A</i>	PICKUP (NECK)
<i>B</i>	PICKUP (MIDDLE)
<i>C</i>	PICKUP (BRIDGE)