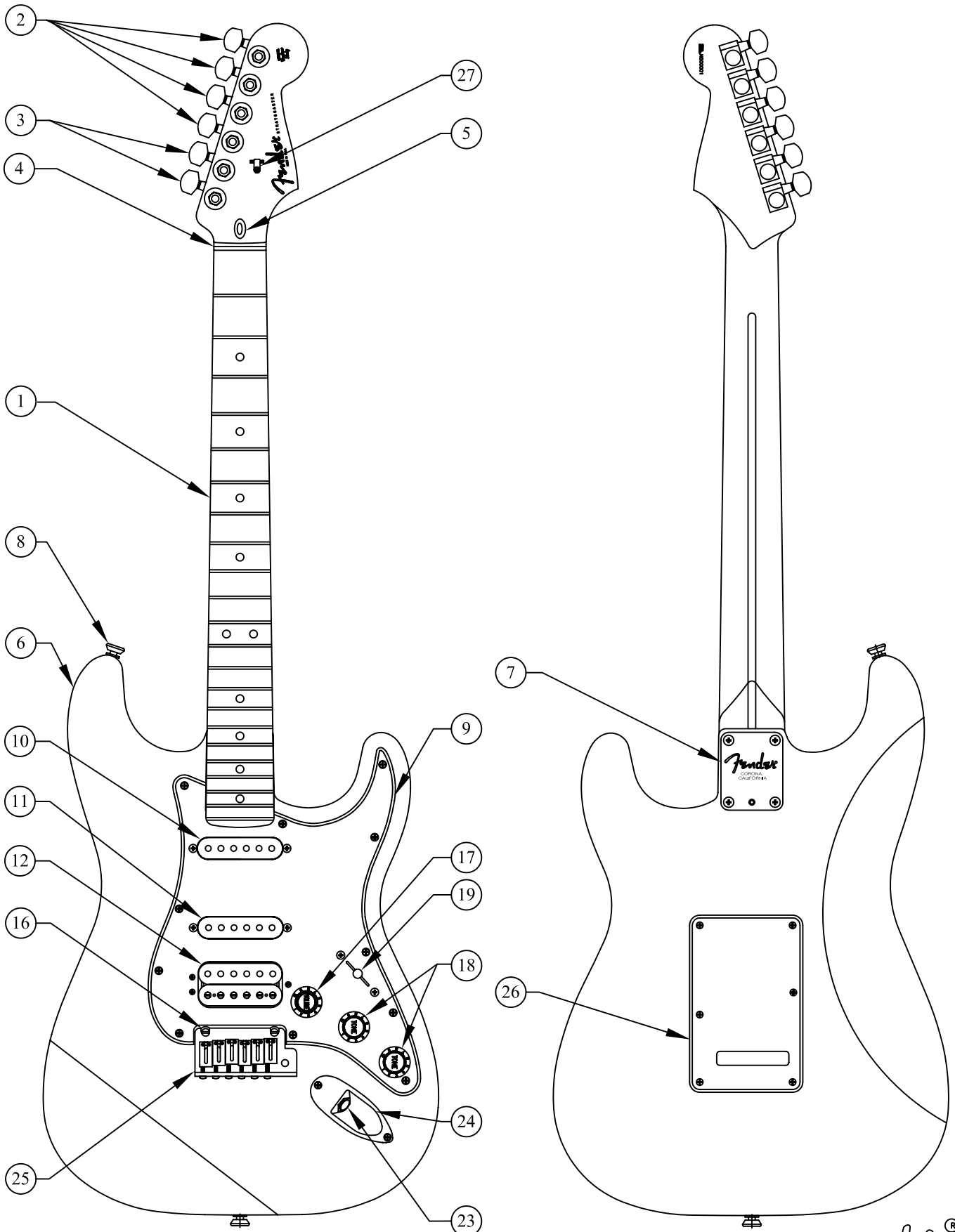
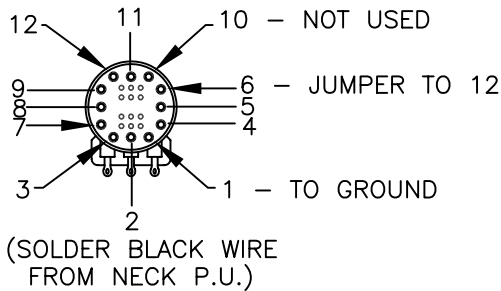
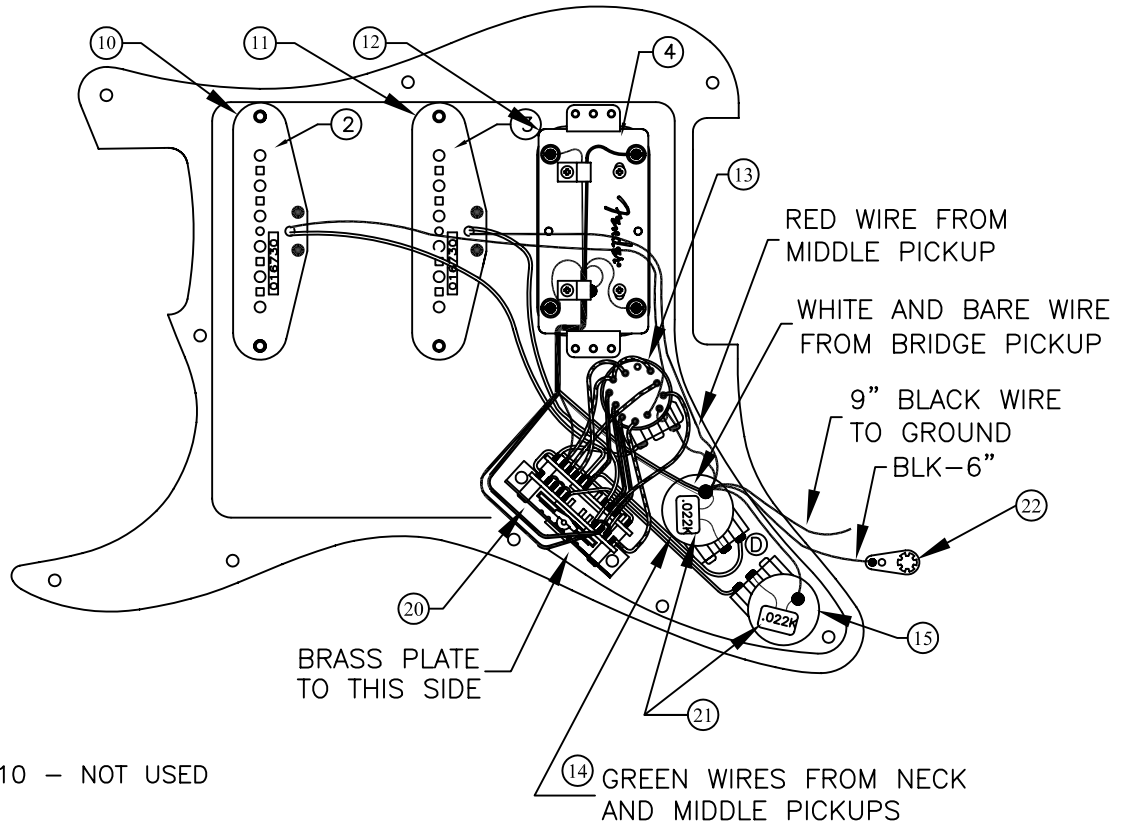


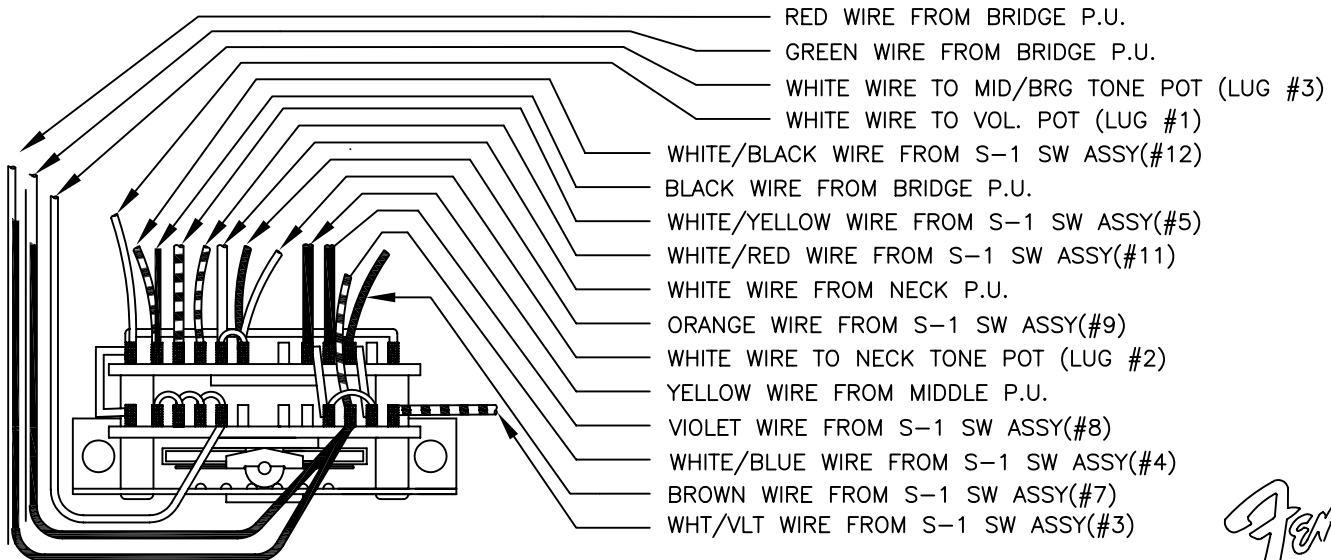
AMERICAN STRATOCASTER® HSS, 0117000/7002, RW/MN



WIRING DIAGRAM



S-1 SWITCH WIRING DETAIL



LEVER SWITCH WIRING DETAIL

# AMERICAN STRATOCASTER® HSS, 0117000/7002, RW/MN

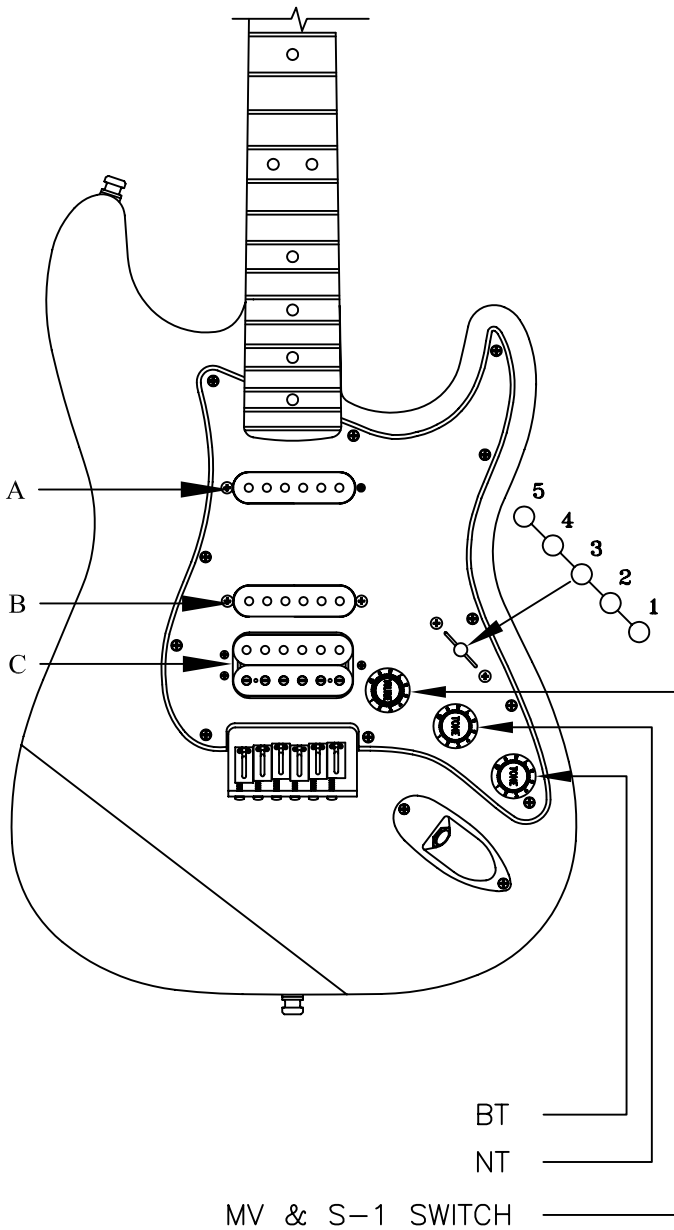
## BODY, PICKGUARD, PICKUP, BACKPLATE & KNOB COMBINATION CHART

BODY		PICKGUARD		PICKUP			BACKPLATE		VOLUME		TONE	SEL SW
P/N	Color	P/N	Color	P/N	REF.#	Color	P/N	Color	Knob	Cap	Knob	Knob
0054014500	3-Color Sunburst	0056799000	Parch/ Black/ Parch	0063013000	10	Parch	0056212000	Parch/ Black/ Parch	0059267040 Parchment	0059266040 Parchment	0056255000 Parchment	0056253000 Parchment
				0063012000	11	Parch						
				0058034000	12	Parch						
0056229506	Black	0056799000	Parch/ Black/ Parch	0063013000	10	Parch	0056212000	Parch/ Black/ Parch	0059267040 Parchment	0059266040 Parchment	0056255000 Parchment	0056253000 Parchment
				0063012000	11	Parch						
				0058034000	12	Parch						
0054015547	Sienna Sunburst	0056799000	Parch/ Black/ Parch	0063013000	10	Parch	0056212000	Parch/ Black/ Parch	0059267040 Parchment	0059266040 Parchment	0056255000 Parchment	0056253000 Parchment
				0063012000	11	Parch						
				0058034000	12	Parch						
0054014550	Butterscotch Blonde	0063264000	Black	0063261000	10	Black	0063266000	Black	0059267020 Black	0059266020 Black	0056146000 Black	0013267000 Black
				0063260000	11	Black						
				0063265000	12	Black						
0056229591	Chrome Silver	0055267000	Black/ White/ Black	0063261000	10	Black	0038492000	Black/ White/ Black	0059267020 Black	0059266020 Black	0056146000 Black	0013267000 Black
				0063260000	11	Black						
				0063265000	12	Black						

REF.#	P/N	DESCRIPTION	REF.#	P/N	DESCRIPTION
1	0056215000	Neck, American Stratocaster®, RW	16	0028957000	Pivot Screw
2	0056216000	Neck, American Stratocaster®, MPL		0028958000	Insert
2	0056260000	Tuning Key, Std Schl (E, B, G, D,)	17	See Chart	Knob & Switch Cap, Volume
	0058815000	Washer Schalr	18	See Chart	Knob, Tone
	0058820000	Bushing Schalr	19	See Chart	Knob, Selector Switch
3	0021374000	Tuning Key, XGS-1C Std Schl	20	0050610000	Switch, 5-Position, 4 Pole
	0058815000	Washer Schalr		0021417000	Mounting Screw
	0058820000	Bushing Schalr	21	0024832000	Capacitor, .022uF
4	0083675000	Bone Nut	22	0012869000	Solder Lug
5	0023811000	Truss Rod Adjusting Wrench		0015116000	Mounting Screw
6	See Chart	Body Stratocaster®	23	0021956000	Output Jack
7	0054038000	Neck Mounting Plate		0016436000	Lock Washer
	0021424000	Mounting Screw		0016352000	Mounting Hex Nut
	0031571000	Tilt Adjustment Screw	24	0010280090	Jack Ferrule
	0023811000	Tilt Adjusting Wrench		0021407000	Mounting Screw
8	0063267000	Strap Button	25	0026095000	Bridge Assembly
	0016188000	Mounting Screw		0026103000	Tremolo Arm
	0019056000	Felt Washer, Black		0010272100	Tremolo Claw
	0020491000	Felt Washer, White		0018671000	Tremolo Spring
9	See Chart	Pickguard		0015636000	Mounting Screw
	0021407000	Mounting Screw		0026097000	Bridge Plate
10	See Chart	Pickup, Neck		0026099000	Bridge Section, (6)
	0048631000	Mounting Screw		0017031000	Intonation Screw, (6)
	0036481000	Mounting Tube		0019395000	Intonation Spring, (5&6)
11	See Chart	Pickup, Middle		0019394000	Intonation Spring, (1-4)
	0048631000	Mounting Screw		0026779000	Height Adjustment Screw, (1&6)
	0036481000	Mounting Tube		0026780000	Height Adjustment Screw, (2-5)
12	See Chart	Pickup, Bridge		0026098000	Bridge Block
	0050166000	Mounting Screw		0012180000	Spring
	0050167000	Mounting Spring	26	See Chart	Back Plate AM Stratocaster®
13	0061256000	S-1 Sw/Pot Assy 250K, Volume	27	0021407000	Mounting Screw
	0016352000	Mounting Nut		0021537000	String Guide
	0016436000	Lock Washer		0021405000	Mounting Screw
14	0013446000	Control 250K			
	0016352000	Mounting Nut			
	0016436000	Lock Washer			
15	0013446000	Control 250K			
	0016352000	Mounting Nut			
	0016436000	Lock Washer			



SWITCH & CONTROL FUNCTION



5 WAY SW POSITIONS, S-1 SWITCH UP					
5	4	3	2	1	POSITION
					CONTROL
MV NT	MV NT+BT	MV BT	MV BT	MV BT	← NECK (A)
					← MIDDLE (B)
					← BRIDGE (C)
					SERIES HB
	A/B		B/C		CONNECTION

5 WAY SW POSITIONS, S-1 SWITCH DOWN					
5	4	3	2	1	POSITION
					CONTROL
MV NT	MV NT+BT	MV NT+BT	MV BT	MV BT	← NECK (A)
					← MIDDLE (B)
					← BRIDGE (C)
					SERIES HB
					SERIES HB
					SERIES HB
A+B	(A+C)/B	(A+B)/C	B/C		CONNECTION

MV = MASTER VOLUME  
 NT = NECK TONE  
 BT = MID/BRIDGE TONE  
 + = SERIES CONNECTION  
 / = PARALLEL CONNECTION  
 ( ) = INDICATES PAIRED COILS

	PICKUP IS ON
	PICKUP IS OFF
<i>A</i>	PICKUP (NECK)
<i>B</i>	PICKUP (MIDDLE)
<i>C</i>	PICKUP (BRIDGE)