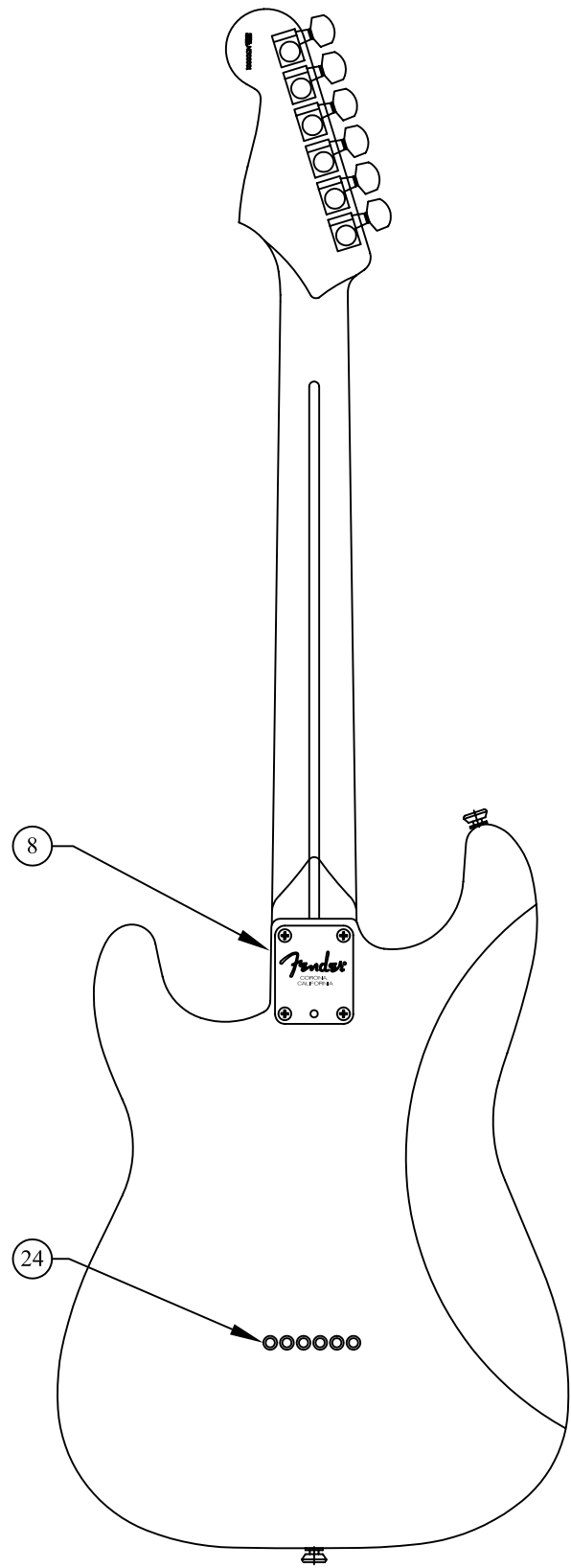
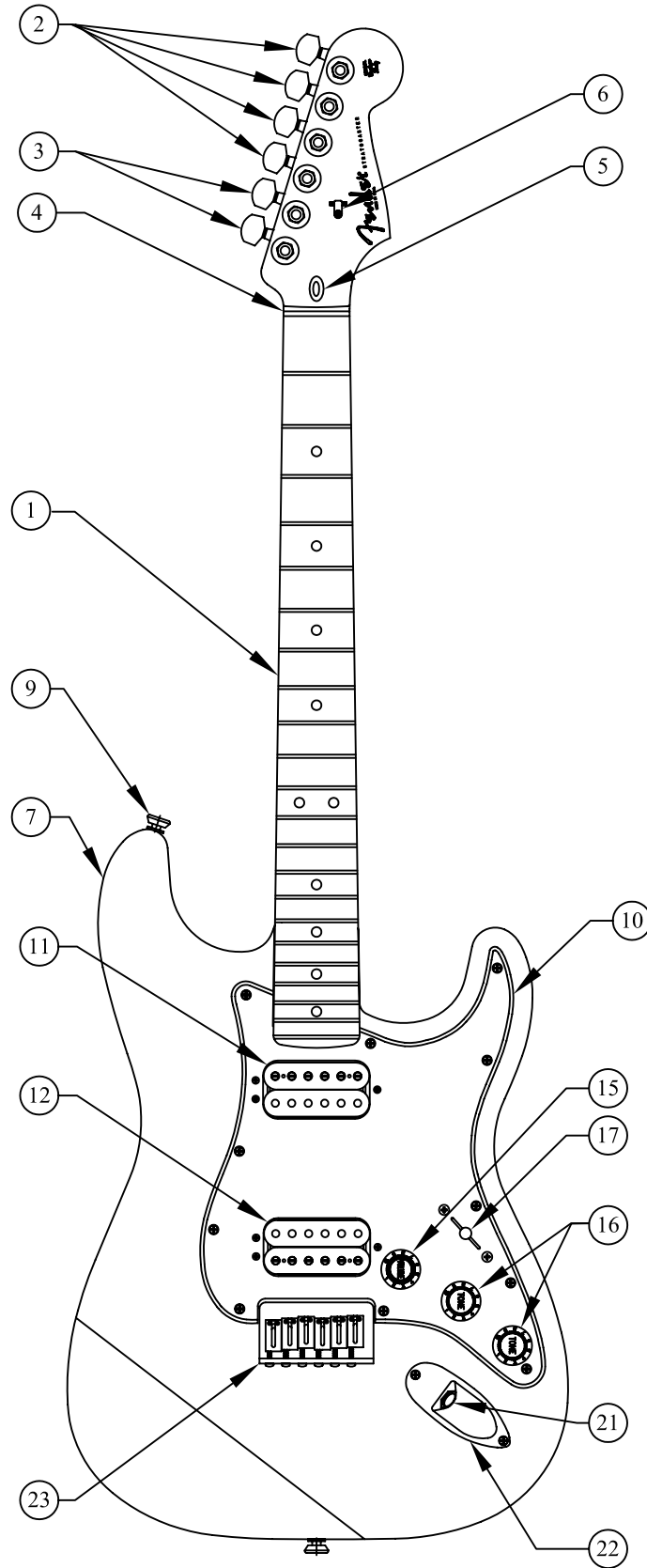


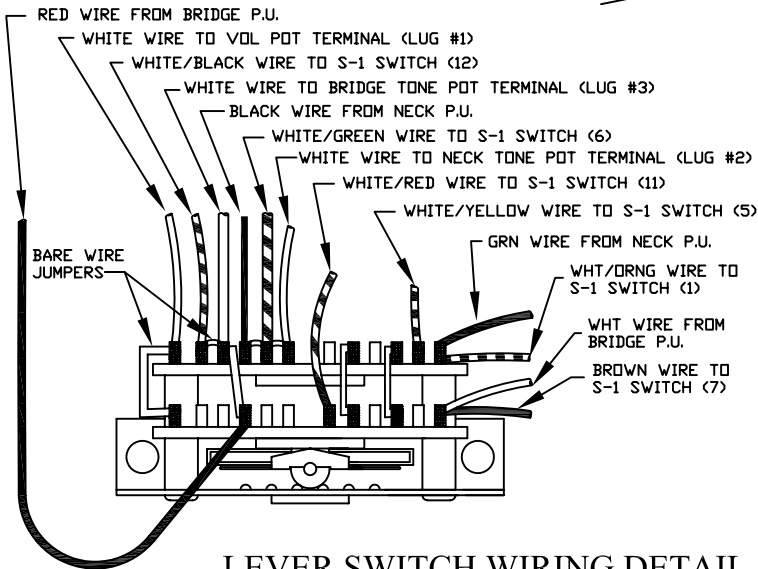
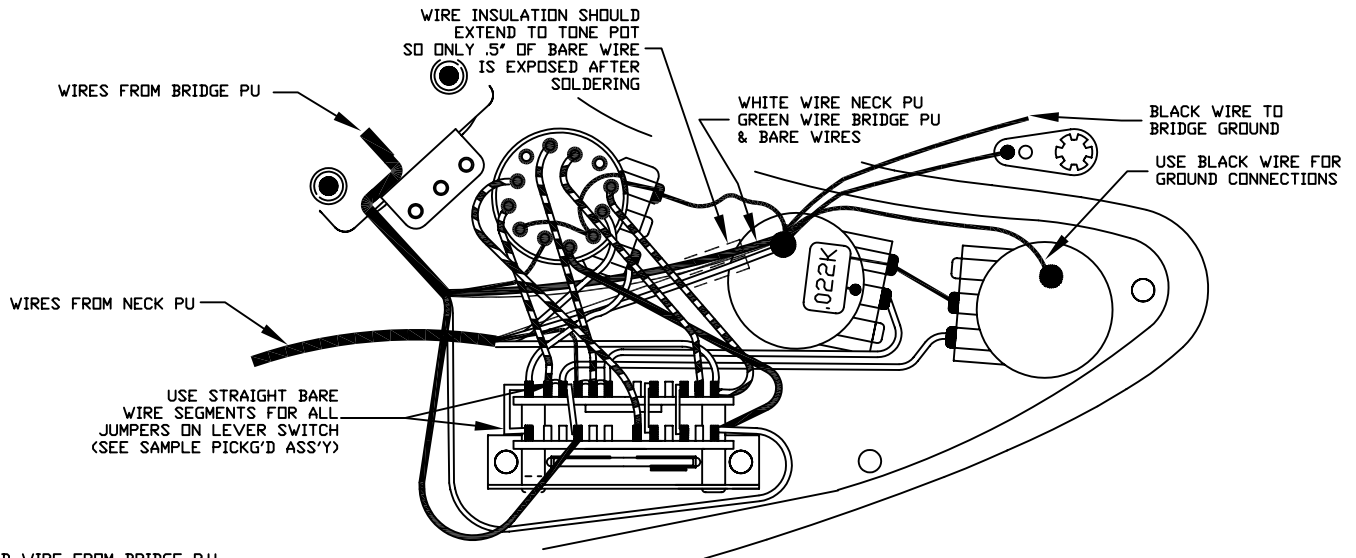
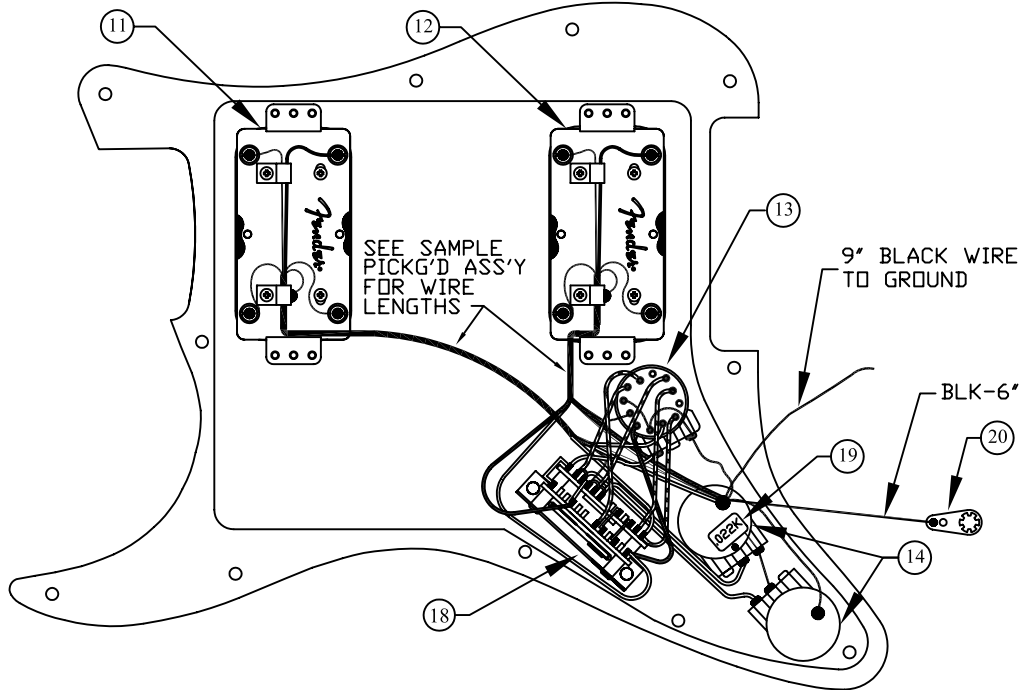
AMERICAN STRATOCASTER®, HH, HT, 0117130, R/W



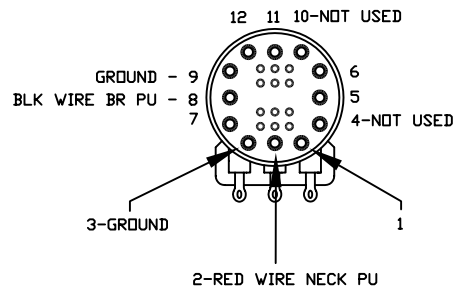
Fender[®]

AMERICAN STRATOCASTER®, HH, HT, 0117130, R/W

WIRING DIAGRAM



LEVER SWITCH WIRING DETAIL



S-1 SWITCH WIRING DETAIL

AMERICAN STRATOCASTER®, HH, HT, 0117130, R/W

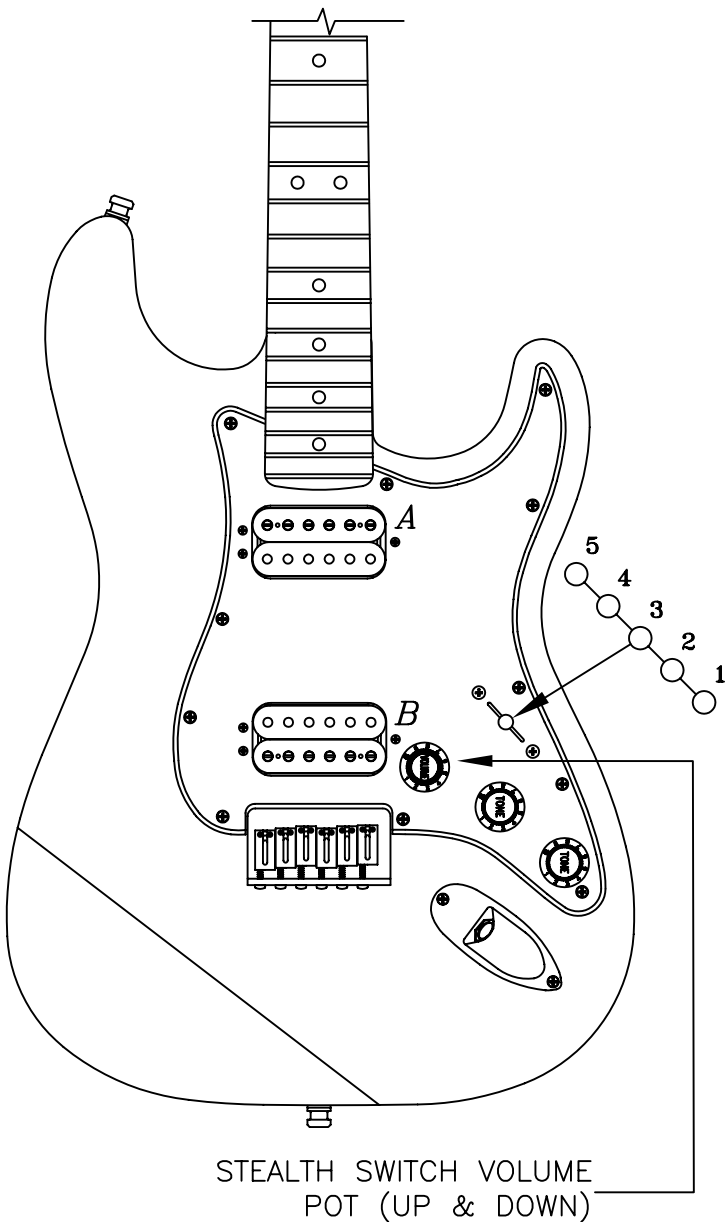
| REF.# | P/N | DESCRIPTION | REF.# | P/N | DESCRIPTION | |
|-------|------------|----------------------------------|-------|------------|--------------------------------|----------------------------------|
| 1 | 0056215000 | Neck, American Stratocaster®, RW | 23 | 0032909000 | Bridge Assembly | |
| 2 | 0056260000 | Tuning Key, (E,B,G,D) Std Schl | | 0021373000 | Mounting Screw | |
| | 0058815000 | Washer Schalr | | 0032911000 | Bridge Plate | |
| | 0058820000 | Bushing Schalr | | 0026099000 | Bridge Section | |
| 3 | 0021374000 | Tuning Key, XGS-1C Std Schl | | 0017031000 | Intonation Screw, (6) | |
| | 0058815000 | Washer Schalr | | 0019395000 | Intonation Spring, (5&6) | |
| | 0058820000 | Bushing Schalr | | 0019394000 | Intonation Spring, (1-4) | |
| 4 | 0083675000 | Bone Nut | | 0026779000 | Height Adjustment Screw, (1&6) | |
| 5 | 0023811000 | Truss Rod Adjusting Wrench | | 0026780000 | Height Adjustment Screw, (2-5) | |
| 6 | 0021537000 | String Guide | | 24 | 0021429000 | Ferrule String Retainer (Chrome) |
| | 0021405000 | Mounting Screw | | | | |
| 7 | See Chart | Body Stratocaster® | | | | |
| 8 | 0054038000 | Neck Mounting Plate | | | | |
| | 0021424000 | Mounting Screw | | | | |
| | 0031571000 | Tilt Adjustment Screw | | | | |
| | 0023811000 | Tilt Adjusting Wrench | | | | |
| 9 | 0063267000 | Strap Button | | | | |
| | 0016188000 | Mounting Screw | | | | |
| | 0019056000 | Felt Washer, Black | | | | |
| 10 | 0055268000 | Pickguard, B/W/B | | | | |
| | 0021407000 | Mounting Screw | | | | |
| 11 | 0065290000 | Pickup, Neck | | | | |
| | 0050167000 | Spring | | | | |
| | 0050166000 | Screw | | | | |
| 12 | 0063274000 | Pickup, Bridge | | | | |
| | 0050167000 | Spring | | | | |
| | 0050166000 | Screw | | | | |
| 13 | 0061257000 | Switch Pot Assembly 500K, Volume | | | | |
| | 0016352000 | Mounting Nut | | | | |
| | 0016436000 | Lock Washer | | | | |
| 14 | 0038950000 | Control 500K | | | | |
| | 0016352000 | Mounting Nut | | | | |
| | 0016436000 | Lock Washer | | | | |
| 15 | 0059267020 | Knob, Volume Black | | | | |
| | 0059266020 | Cap, Volume Black | | | | |
| 16 | 0056146000 | Knob, Tone Black | | | | |
| 17 | 0013267000 | Knob, Selector Switch Black | | | | |
| 18 | 0050610000 | Switch, 5-Position, 4 Pole | | | | |
| | 0021417000 | Mounting Screw | | | | |
| 19 | 0024832000 | Capacitor, .022uF | | | | |
| 20 | 0012869000 | Solder Lug | | | | |
| | 0015116000 | Mounting Screw | | | | |
| 21 | 0021956000 | Output Jack | | | | |
| | 0016436000 | Lock Washer | | | | |
| | 0016352000 | Mounting Hex Nut | | | | |
| 22 | 0010280090 | Jack Ferrule | | | | |
| | 0021407000 | Mounting Screw | | | | |

BODY COMBINATION CHART

| P/N | Color |
|------------|---------------|
| 0056184506 | Black |
| 0056184525 | Chrome Red |
| 0056184591 | Chrome Silver |
| 0056184595 | Chrome Blue |

AMERICAN STRATOCASTER®, HH, HT, 0117130, R/W

SWITCH & CONTROL FUNCTION



| 5 WAY SW POSITIONS, STEALTH SW UP | | | | | |
|-----------------------------------|----------|-------------|----------|----------|---------------------|
| 5 | 4 | 3 | 2 | 1 | POSITION |
| | | | | | |
| MV NT | MV NT | MV NT+BT | MV BT | MV BT | CONTROL |
| | | | | | ← NECK PICKUP (A) |
| SER | INS | SER | | | |
| | | | | | ← BRIDGE PICKUP (B) |
| | | SER | INS | SER | |

| 5 WAY SW POSITIONS, STEALTH SW DOWN | | | | | |
|-------------------------------------|----------|-------------|----------|----------|---------------------|
| 5 | 4 | 3 | 2 | 1 | POSITION |
| | | | | | |
| MV NT | MV NT | MV NT+BT | MV BT | MV BT | CONTROL |
| | | | | | ← NECK PICKUP (A) |
| PAR | | | | | |
| | | | | | ← BRIDGE PICKUP (B) |
| | | | | PAR | |

MV = MASTER VOLUME
 NT = NECK TONE
 BT = MID/BRIDGE TONE
 SER = COIL PAIR IN SERIES
 PAR = COIL PAIR IN PARALLEL
 INS = INSIDE COILS IN PARALLEL,
 SERIES WITH OUTSIDE COIL

| | |
|----------|-----------------|
| | PICKUP IS ON |
| | PICKUP IS OFF |
| <i>A</i> | PICKUP (NECK) |
| <i>B</i> | PICKUP (MIDDLE) |

INDICATES POSITION OF 5 WAY SWITCH