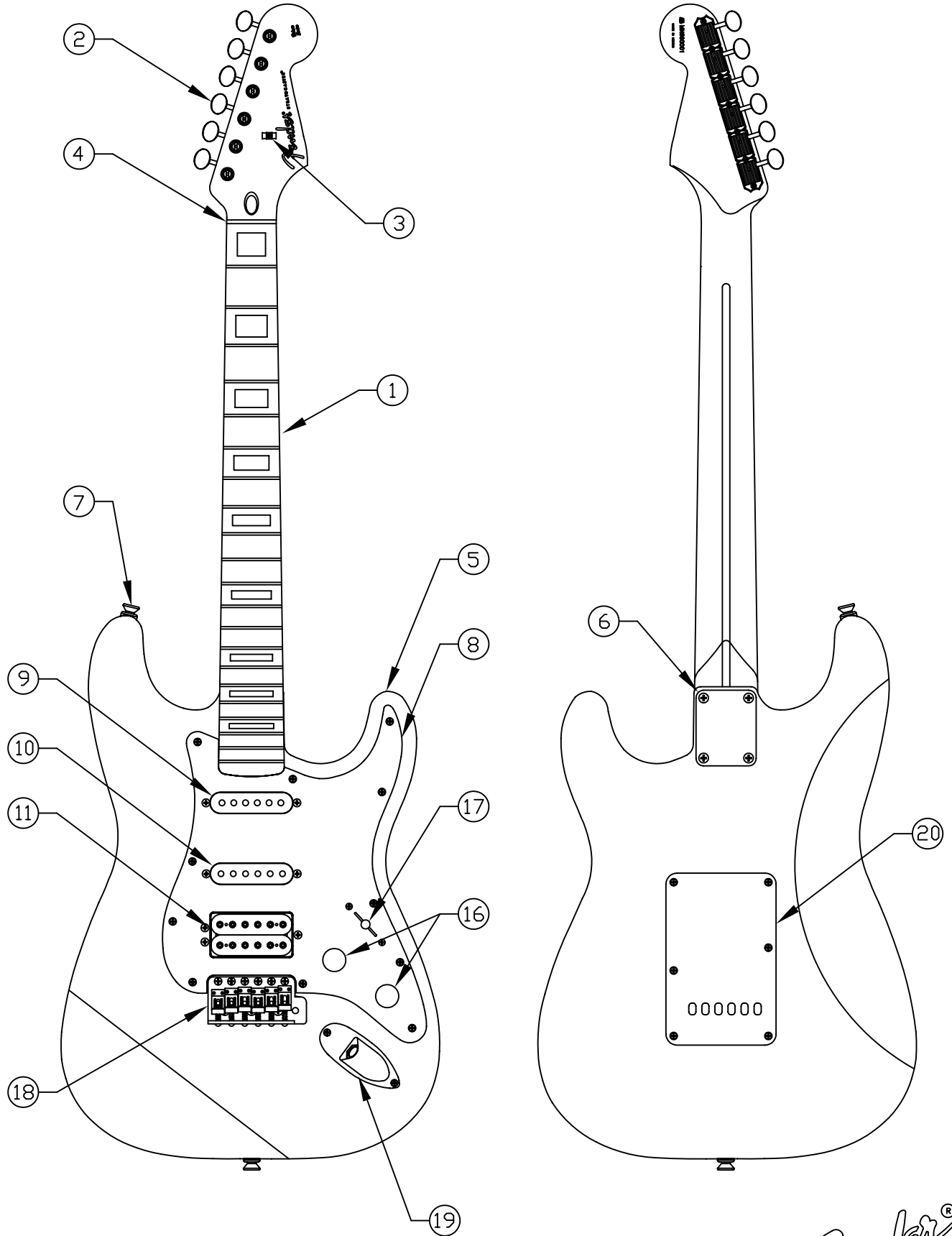


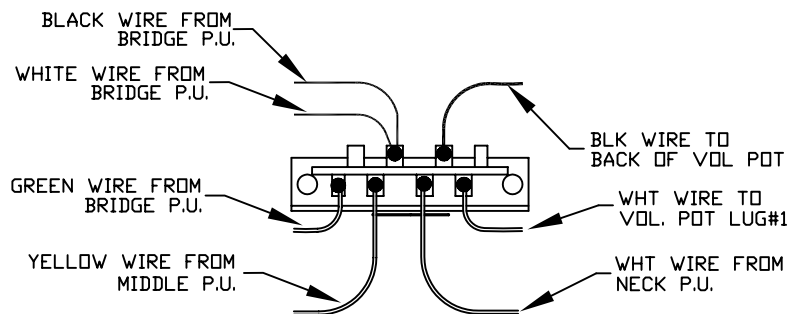
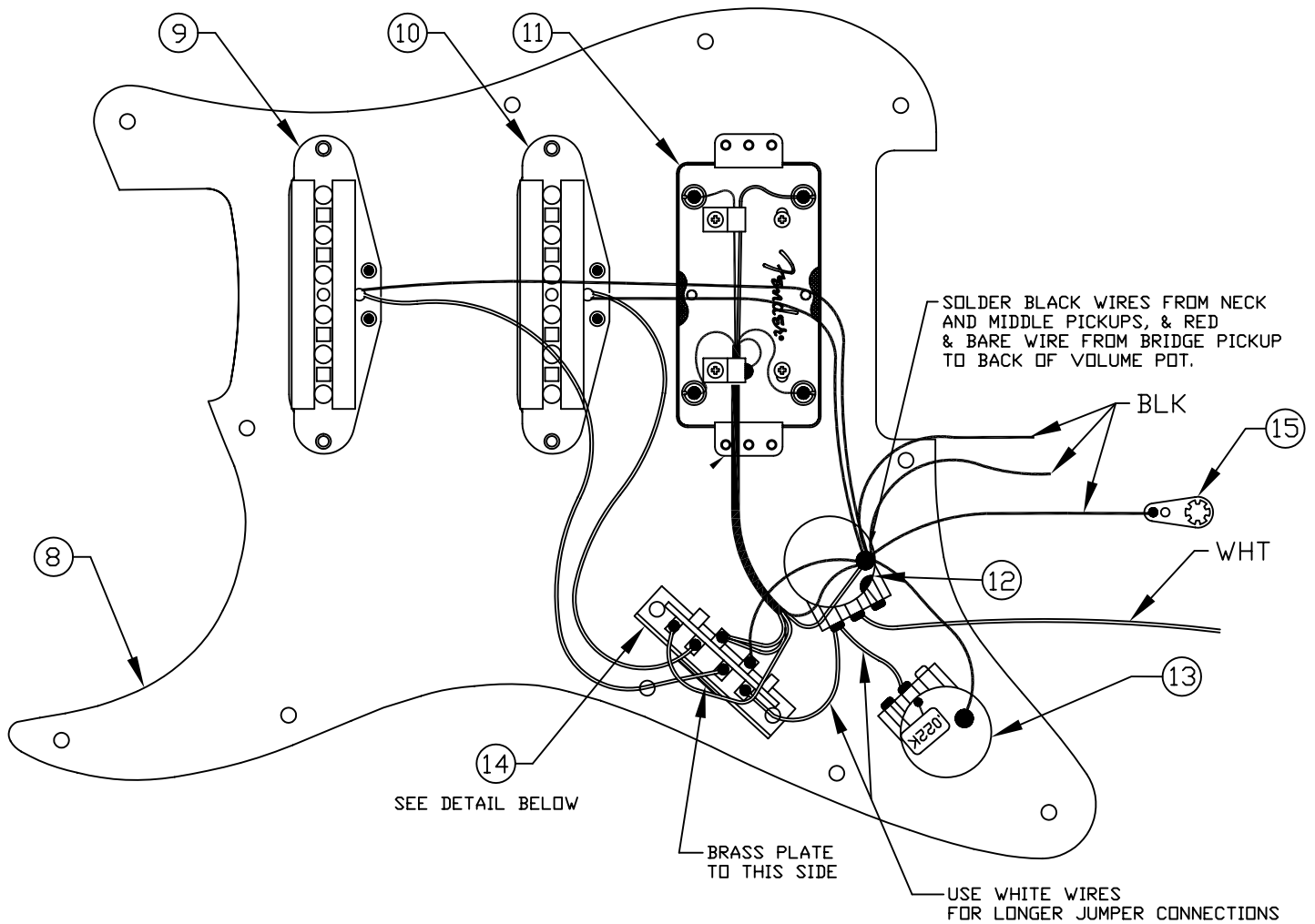
BIG BLOCK STRATOCASTER®, HSS, RW 013-4200



Fender

BIG BLOCK STRATOCASTER®, HSS, RW 013-4200

WIRING DIAGRAM



SWITCH WIRING DETAIL

Fender

BIG BLOCK STRATOCASTER®, HSS, RW 013-4200

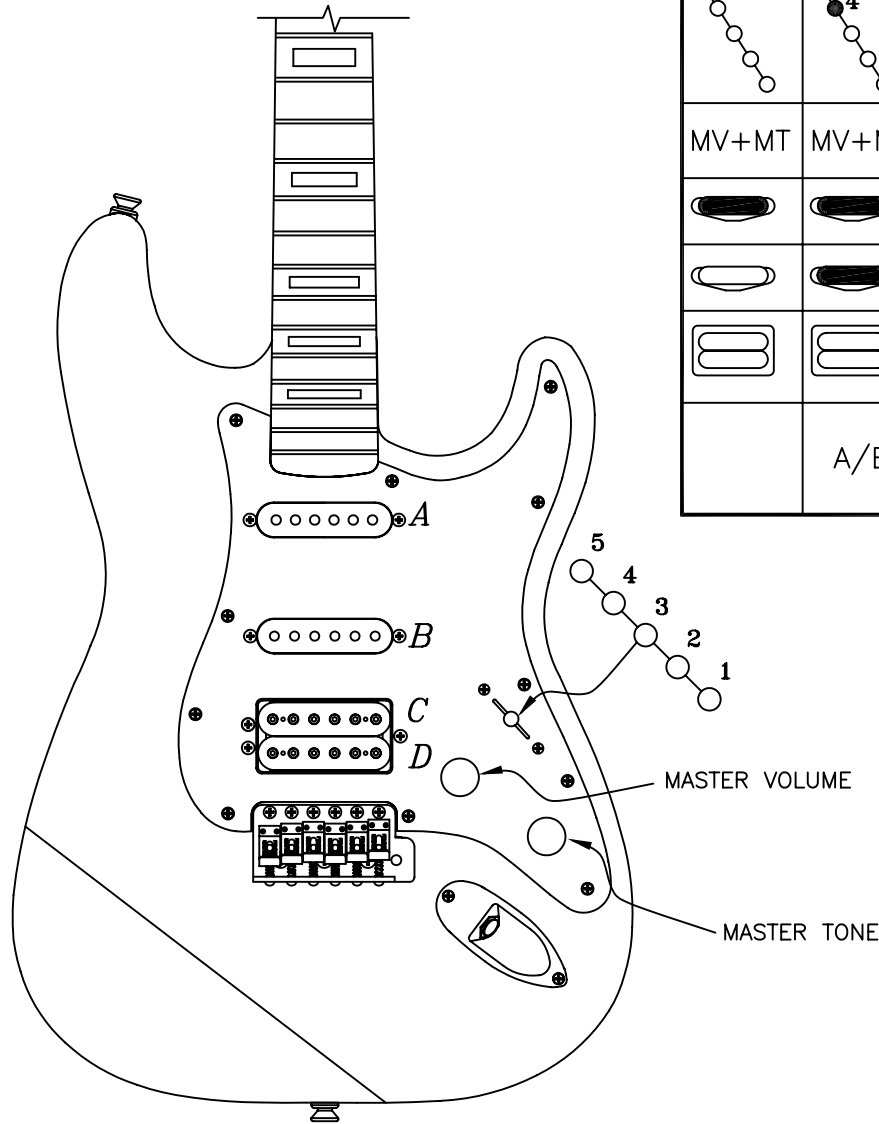
REF.#	P/N	DESCRIPTION
1	0068265000	Neck, Big Block Stratocaster®, RW
2	0047912000	Tuning Key, Vintage Set Ping
	0053020000	Bushing, String Post Vint
	0011357000	Mounting Screw
3	0010389000	String Guide
	0011357000	Mounting Screw
4	0083675000	Bone Nut
5	0055246xxx	Body, Deluxe Fat Strat
6	0018353000	Neck Mounting Plate
	0015636000	Mounting Screw
7	0012344000	Strap Button
	0015610000	Mounting Screw
	0019056000	Felt Washer, Black
8	0068268000	Pickguard, Big Block Strat CHR
	0015578000	Mounting Screw
9	0059525000	Pickup, BG Strat, Black, Neck
	0048631000	Mounting Screw
	0036481000	Mounting Tube
10	0059526000	Pickup, BG Strat, Black, Middle
	0048631000	Mounting Screw
	0036481000	Mounting Tube
11	0065279000	Pickup, Enforcer Bridge
	0050166000	Mounting Screw
	0050167000	Mounting Spring
12	0068306000	Control 500K, Volume
	0016352000	Mounting Nut
	0022384000	Lock Washer
13	0019064000	Control 250K, Tone
	0024832000	Capacitor .022 µF
	0016352000	Mounting Nut
	0022384000	Lock Washer
14	0053291000	Selector Switch, 5 Way
	0021417000	Mounting Screw
15	0012869000	Solder Lug
	0015116000	Mounting Screw
16	0018357000	Knob, Vintage Tele
	0028897001	Mounting Set Screw
17	0058113000	Knob, Selector Switch, Chrome
	0065190000	Mounting Set Screw
18	0054619000	Bridge Assy, Vintage Ping
	0021421000	Mounting Screw
	0012180000	Spring Tremolo Arm
19	0047329000	Output Jack
	0016436000	Lock Washer
	0016352000	Mounting Hex Nut
	0010280090	Jack Ferrule
	0015578000	Mounting Screw
20	0037734000	Back Plate, Black
	0015578000	Mounting Screw
	0031643000	Tremolo Spring
	0050918000	Tremolo Claw
	0015636000	Tremolo Spring Mounting Screw

BODY	
Part #	Color
0055244506	Black



BIG BLOCK STRATOCASTER®, HSS, RW 013-4200

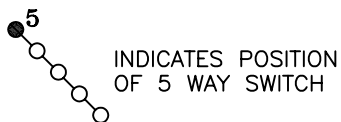
SWITCH & CONTROL FUNCTION



CONTROL DIAGRAM 5-WAY SWITCH					
5	4	3	2	1	POSITION
MV+MT	MV+MT	MV+MT	MV+MT	MV+MT	CONTROL
					← NECK (A)
					← MIDDLE (B)
					← BRIDGE (C) ← BRIDGE (D)
	A/B		B/C	C+D	CONNECTION

MV = MASTER VOLUME
MT = MASTER TONE

+ = SERIES CONNECTION
/ = PARALLEL CONNECTION



	PICKUP IS ON
	PICKUP IS OFF
<i>A</i>	PICKUP (NECK)
<i>B</i>	PICKUP (MIDDLE)
<i>C</i>	PICKUP (BRIDGE)
<i>D</i>	PICKUP (BRIDGE)