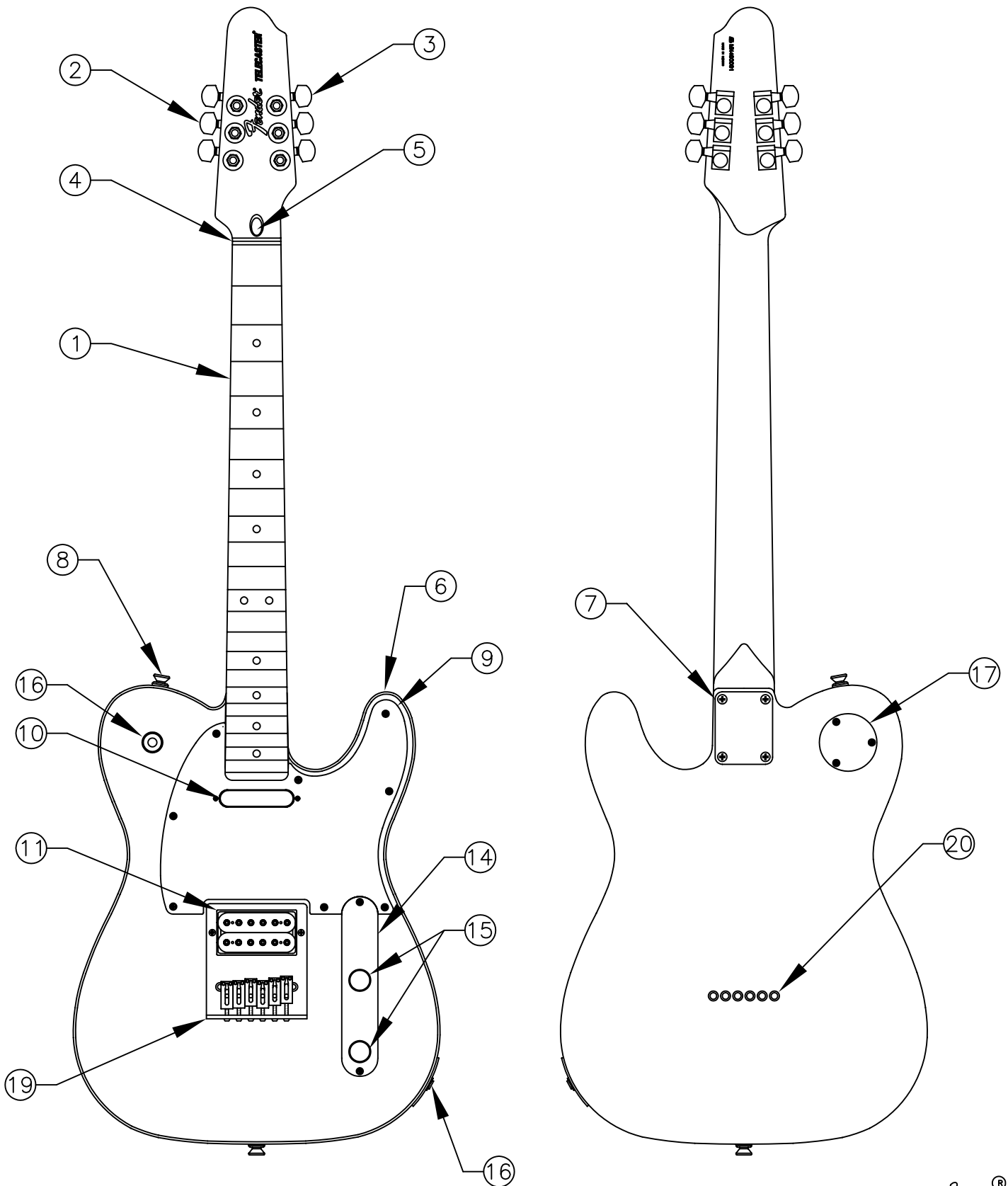
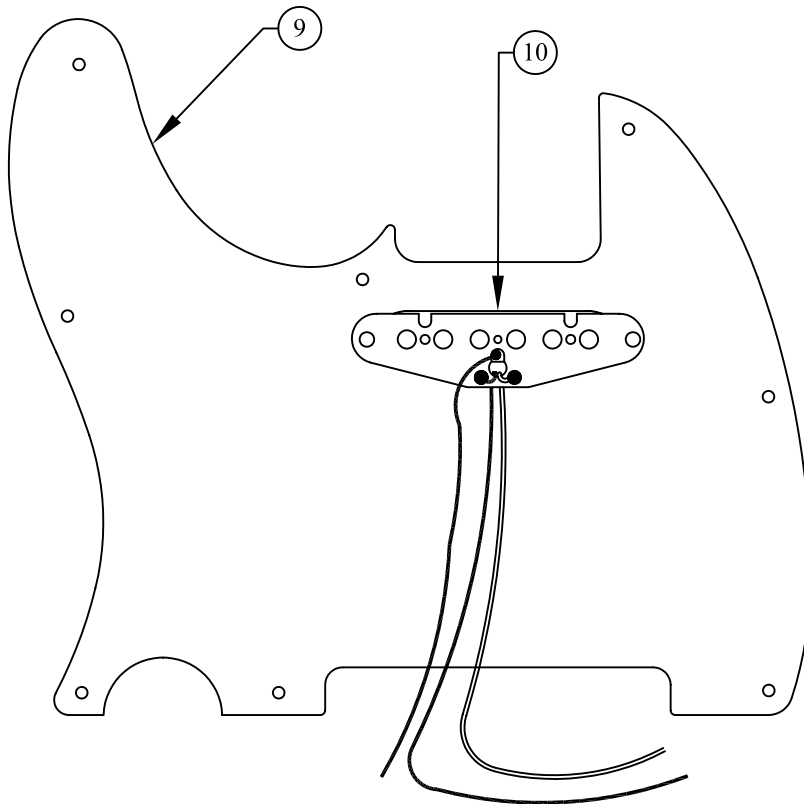
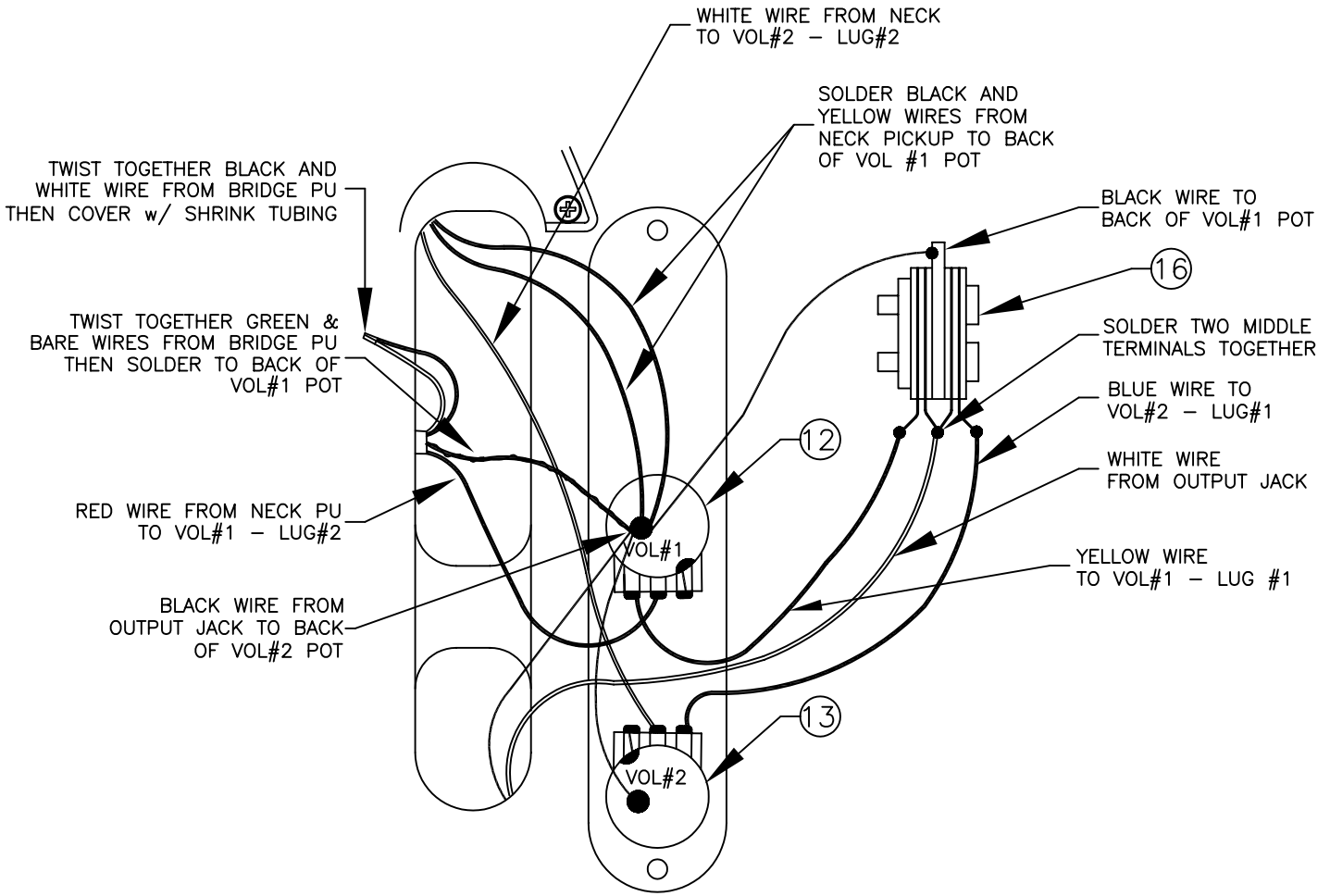


J5 TELECASTER®, 013-9000/306



Fender®

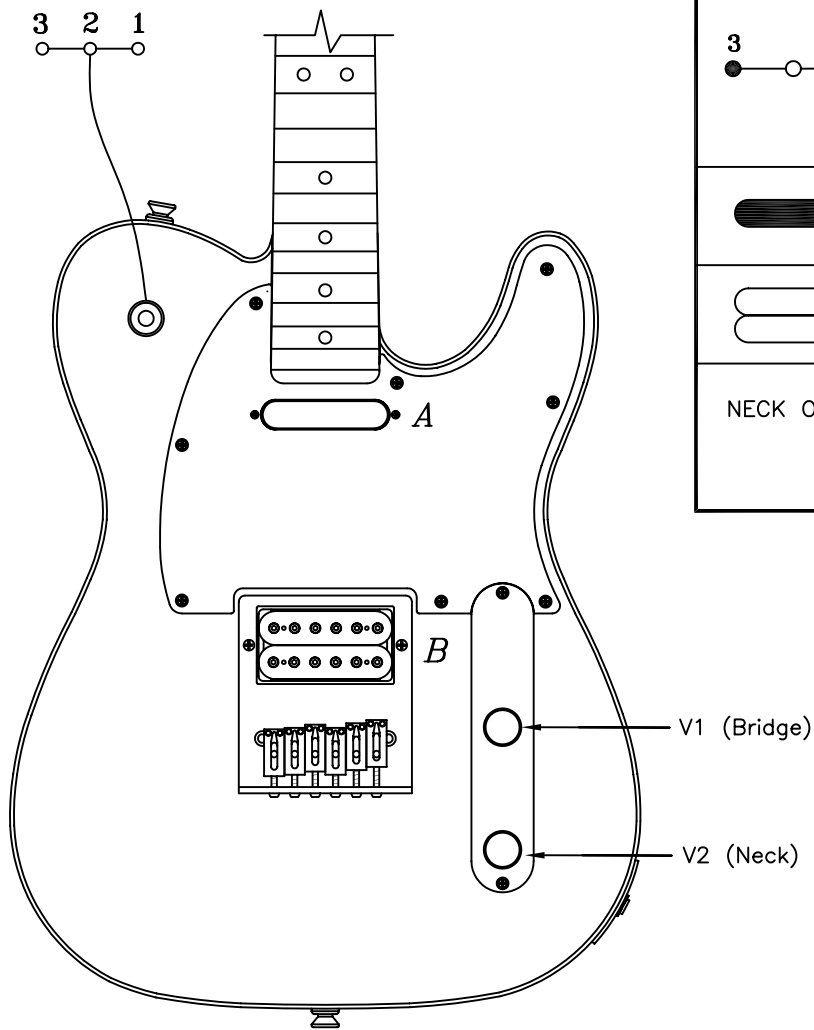
WIRING DIAGRAM



J5 TELECASTER®, 013-9000/306

| REF.# | P/N | DESCRIPTION |
|-------|------------|---|
| 1 | 0064304000 | Neck, John 5 Telecaster®, RW |
| 2 | 0056260000 | Tuning Key, RH (E, B, G, D,) |
| | 0058815000 | Washer |
| | 0058820000 | Bushing |
| 3 | 0056261000 | Tuning Key, LH (E, B, G, D,) |
| | 0058815000 | Washer |
| | 0058820000 | Bushing |
| 4 | 0083675000 | Bone Nut |
| 5 | 0038467000 | Truss Rod Adjusting Wrench |
| 6 | 0064303506 | Body, John 5 Telecaster® |
| 7 | 0033024000 | Neck Mounting Plate |
| | 0015636000 | Mounting Screw |
| 8 | 0012344000 | Strap Button |
| | 0015610000 | Mounting Screw |
| | 0019056000 | Felt Washer, Black |
| 9 | 0064305000 | Pickguard, John 5 Tele, Chrome |
| | 0015578000 | Mounting Screw |
| 10 | 0058128000 | Pickup, Twisted Tele Neck |
| | 0050166000 | Mounting Screw |
| | 0039410000 | Mounting Tube |
| 11 | 0065279000 | Pickup, Enforcer, HB Bridge |
| | 0050166000 | Mounting Screw |
| | 0050167000 | Mounting Spring |
| 12 | 0019064000 | Control 250K Audio Metal, Bridge Volume |
| | 0016352000 | Mounting Nut |
| | 0016436000 | Lock Washer |
| 13 | 0019064000 | Control 250K Audio Metal, Neck Volume |
| | 0016352000 | Mounting Nut |
| | 0016436000 | Lock Washer |
| 14 | 0063865000 | Control Plate John 5 Telecaster® |
| | 0015578000 | Mounting Screw |
| 15 | 0058386000 | Knob, Volume 1 & 2 |
| | 0028897001 | Mounting Screw |
| 16 | 3511045338 | Switch, Toggle 3 Way, Chrome |
| 17 | 0067920000 | Plate, Toggle Switch John 5 Tele |
| | 0015578000 | Mounting Screw |
| 18 | 0021956000 | Output Jack |
| | 0016436000 | Lock Washer |
| | 0016352000 | Mounting Hex Nut |
| | 0050100000 | Jack Ferrule, Chrome |
| | 0031153000 | Flat Washer |
| 19 | 0063560000 | Bridge Assembly w/o PU |
| | 0064306000 | Mounting Screw |
| | 0050919000 | Adjusting Wrench |
| 20 | 0021429000 | Ferrule, String Retainer |

J5 TELECASTER® , 013-9000/306
SWITCH & CONTROL FUNCTION



| 3 WAY SW POSITIONS | | | |
|--------------------|---|-------------|--------------|
| | | | POSITION |
| | | | ← NECK (A) |
| | | | ← BRIDGE (B) |
| NECK ONLY | NECK & BRIDGE PARALLEL CONNECTION | BRIDGE ONLY | CONNECTION |

| | |
|----------|-----------------|
| | PICKUP IS ON |
| | PICKUP IS OFF |
| <i>A</i> | PICKUP (NECK) |
| <i>B</i> | PICKUP (BRIDGE) |