

Web Link Help File: Download, View and Edit MCL Files

Abstract

- This help file will demonstrate how to download, view and edit MCL files on the site. This procedure allows the site administrator to manage the brands and category subscriptions for the Epicor EPE catalog.

Procedure

- 1) Sign into the site as website administrator user.
- 2) Select the "Download & Update MCL Files" from the Catalog Management menu. (fig. 1)

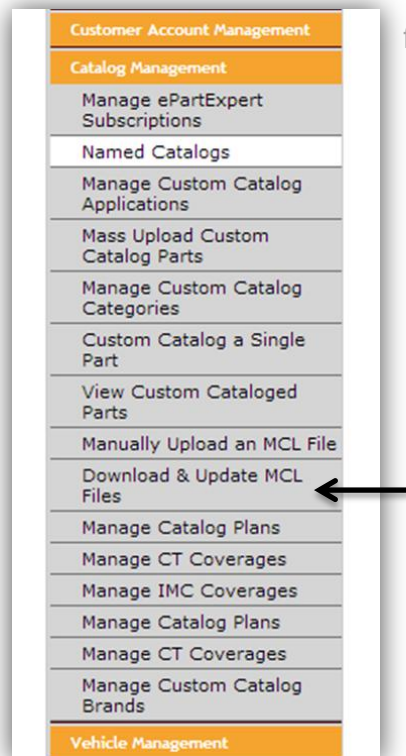



fig. 1

- 3) The Primary MCL group should already be setup but additional MCL groups can be created as well. Make certain that the MCL Name matches the name saved in the business system (this is case-sensitive). Clicking on the information icon will open a tool tip pop up window which will advise the user as to what value to enter for the Gateway ID depending upon which business platform is used. (fig. 2 and 3)

Download & Update MCL Files

MCL Group Name

Gateway ID  ←

This Gateway ID shall be used only for MCL download purposes. During inventory queries and order placements the customer's respective Gateway ID shall be used.

Location

fig.2

Gateway ID Help - Google C...

b2b.webwareauto.com/CustomerManagement/Conn

What is Gateway ID?

Activant Platforms








- JCON Same as Customer Number
- PRISM Gateway ID is equivalent to the Connect ID in SYCPR screen
- ULTIMATE Customer Number
- EAGLE Customer Maintenance Record(Go To Menu - 1 - Alternate ID's - Misc 2 - Add AConneXID)

Non-Activant Platforms

Please consult your eStore representative

fig.3

On this same page is a table that lists all of the currently created and downloaded MCL groups. In order to update these groups so that brand and category coverage changes made in the business system are reflected on the site, the administrator user simply clicks on the "download and update" or "update MCL" links for the appropriate group. (fig.3) Select the "download button on the pop up window that is displayed. A message is indicated that the group has been downloaded. (fig. 4)

MCL Group Name	Gateway ID	Update	Edit	Delete
main ✓		 Download and Update		
Test	DC01	Update MCL		
test123	DC01	Update MCL		
Primary ✓		Download and Update		

1

fig.3

Download Primary MCL - Google C...

b2b.webwareauto.com/CustomerManagement/PrimaryMCL:

Primary MCL

MCL Group saved successfully.

Broker ID




fig.4

- 4) After the MCL group has been downloaded the administrator can verify that the newly updated coverages are contained in the local file saved to the site. It is also possible to manually add or remove subscribed brands or categories or assign new priority values and line codes for each coverage item. Select the "edit" link for the group to be accessed. This opens the coverages list with all brands arranged alphabetically. (fig. 5 and 6)

MCL Group Name	Gateway ID	Update	Edit	Delete
main		Download and Update	←	
Test	DC01	Update MCL		
test123	DC01	Update MCL		
Primary		Download and Update		

fig.5

MCL Edit *

Change MCL

3 | A | B | C | D | E | F | G | H | I | J | K | L | M | N | O | P | Q | R | S | T | U | V | W | X | Y | Z

Manufacturer	Total Coverages	Used Coverages
A.L. DOERING SPARK PLUG	1	0
ABEX	2	0
ABS PRIVATE BRAND	1	0
ABSCO	4	0
ACCEL	10	0
ACCEL PERFORMANCE WIRES	1	0
ACCU-DRIVE	1	0
ACDELCO	7	1
ACDELCO 60 SERIES	1	0
ACDELCO 60 SERIES/ADVANTAGE	1	0
ACDELCO ADVANTAGE	6	0
ACDELCO OE SERVICE	20	0
ACDELCO PROFESSIONAL	44	0
ACDELCO PROFESSIONAL DURASTOP	1	0
ACDELCO SPECIALTY	9	0
ACE	1	0
ACHILLES	6	0
ACI/MAXAIR	5	0
ACME AUTOMOTIVE	1	0
ACTRON	1	0

fig.6

- 5) The list shows how many total categories are available for each brand and how many of those categories are currently subscribed to. Clicking on a brand name opens the Manage Coverages page. From this page categories can be subscribed to by adding a line code and setting a priority value. Click the "Update" button to save changes made. (fig. 7 and 8)

ACCEL PERFORMANCE WIRES	1	0
ACCU-DRIVE	1	0
ACDELCO	7	1
ACDELCO 60 SERIES	1	0

fig.7

Manage Coverages

Manufacturer ACDELCO MCL main

Coverage	CatalogCode	SuggestedCode	PriceCode	YourCode	Priority
All Products (NonApp Only)	DIN	D15		<input type="text"/>	0 ▾
Batteries (Maintenance Free)	MFB	D7	D7	<input type="text"/>	0 ▾
Chemicals		A58	A58	<input type="text"/>	0 ▾
Electronics Service Warranty & CFTF		D6	D6	<input type="text"/>	0 ▾
Misc Intchg's (OE, Ag, Heavy Duty, Marine Etc)	DIM	ACD		→ <input type="text" value="AC"/>	1 ▾ ←
Miscellaneous Parts		ACD	D59	<input type="text"/>	0 ▾
Service Supp/Tools & Promo		D60	D60	<input type="text"/>	0 ▾

←

fig.8

