

Web Link Help File: Add Manufacturer Content

Abstract

- This help file will illustrate how to setup a brands list page complete with logo images and links to manufacturer websites. Alternatively a separate web page can be created for each manufacturer.

Procedure

- 1) Sign into the site as website administrator user.
- 2) Navigate to "Content Management" and then select "Manage Brands List" from the drop down menu (fig 1).



fig.1

- 3) The "Manage Brands" screen provides fields for the user to enter information about the manufacturer to be added (fig. 2). Besides adding the manufacturer name, products offered and a brief description, company site links can be added as well. These links are optional but when added an icon will display on the Manufacturers List page that links to open the entered URL in a new browser window (fig.3). Additionally an image such as a company logo can be added if desired. The recommended image size is approximately 100x100 pixels or smaller but does not have to be a square.

Manage Brands

Fields in bold are mandatory.

Brand

Products

Description

Website Url

Contact Us Url

Catalog Url

Image brandlogo01.jpg

fig.2




fig.3

- 4) After following the steps above, the brand entry will be added to the manufacturer list page. Additionally a separate dedicated page may be created for each brand:
 - a) Checking the "Display Link to Unique Brand Page" checkbox will place a link to this dedicated page on the Manufacturers List page. If left unchecked the link will not be displayed on the Manufacturers List page but the unique page will still be created.
 - b) Enter a page name. The name entered here will determine the URL address assigned to the page (i.e. www.domain.com/brands/pagename.htm). In the example below the name given is "Borla" so the URL address would be www.weblinkcorp.com/brands/borla.htm. Having this URL allows links to this page to be placed on other areas of the site such as the home page.
 - c) Page Contents area contains a WYSIWYG editor which makes it easy to add content to the page. In addition to formatted text the administrator user can add images and hyperlinks. Even more flexibility such as the ability to insert YouTube videos is offered to those familiar with HTML as this code can be viewed in source mode. Please see our [Basic HTML Help](#) Guide which includes some examples of code that can be used.
 - d) Click on the "save" button when finished (fig. 4)

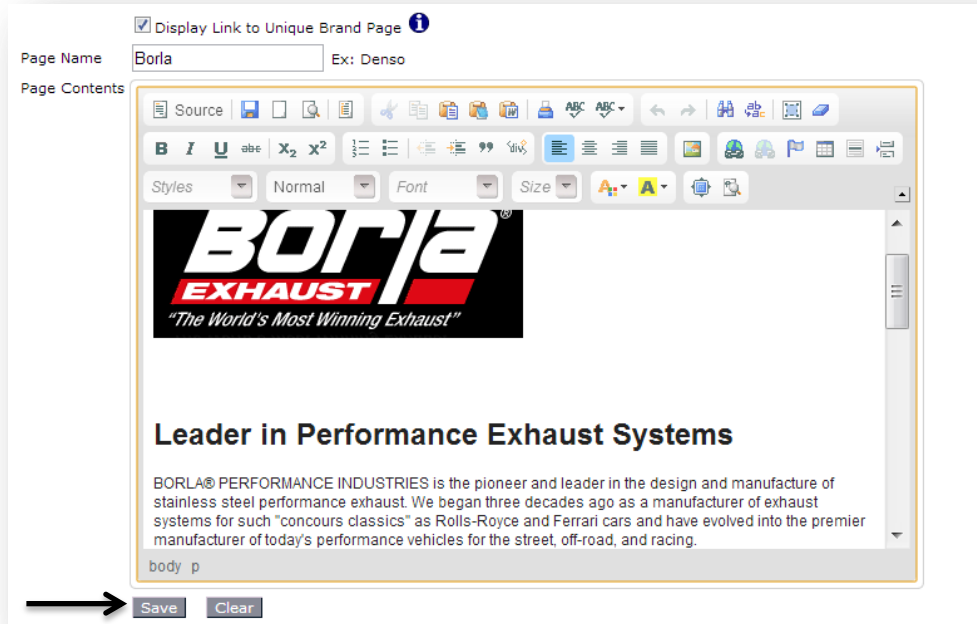


fig.4

- 5) Once a brand is saved it appears in the Available Brands List area (fig.5). It can be edited at any time by clicking on the Edit icon. A checkmark in the Unique Page column indicates that a dedicated page was created for the brand. The Unique Brand page can be opened directly by clicking the link in the Page Name column. The URL is displayed in the browser address bar after the page has loaded (fig.6)

Available Brands									
Brand	Products	Description	WebSite Url	Contact Us Url	Catalog Url	Page Name	Unique Page	Edit	Delete
AAB	Batteries	All American Batteries	www.AAB.com	contactaab@aab.com	catalogaab.com		X		
Anco	wiper blades, arms, and washer pumps		www.federal-mogul.com/aftermarket/us/index.htm?Country=USA				X		
Autolite	spark plugs		www.alliedsignal.com	ContactHere			X		
Autopride			www.autopride.com				X		
Axxis	premium brakes		www.axxisbrakes.com/				X		
Baldwin	filters		www.baldwinfilter.com/				X		
Borla	Exhaust	Leader in Performance Exhaust Systems	www.borla.com	http://www.borla.com/contact/	http://www.borla.com/products/	Borla	✓		
Bosal	import exhaust		www.bosalnafta.com/				X		
Bosch	ignition, plugs, o2 sensors		www.boschusa.com				X		
Brembo	rotors & drums sport & cross drilled		www.brembo.com				X		

fig.5




fig.6

- 6) The Manufactures List page can be accessed by site visitors by clicking on the appropriate link in the header or footer as seen below (fig.7). Clicking on the "more info" icon, if selected in step 4a above, opens the unique brand page (fig.8 and 9).

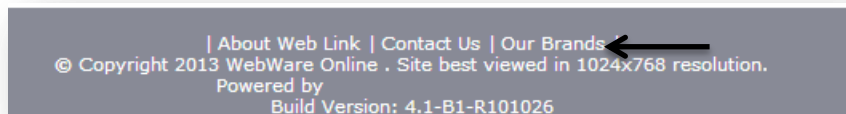


fig.7




fig.8

**Leader in Performance Exhaust Systems**

BORLA® PERFORMANCE INDUSTRIES is the pioneer and leader in the design and manufacture of stainless steel performance exhaust. We began three decades ago as a manufacturer of exhaust systems for such "concours classics" as Rolls-Royce and Ferrari cars and have evolved into the premier manufacturer of today's performance vehicles for the street, off-road, and racing.

BORLA® is committed to providing world-class exhaust products which surpass the expectations of our customers. To that end, our facility is complete with a state-of-the art test and development center where we are continually improving our manufacturing efficiency and standards. We have pioneered a variety of improvements in the design of performance exhaust systems. Alex BORLA® currently holds several US patents for innovative exhaust system technology, and the company has won numerous "Best New Product" awards in the industry. Every BORLA® Cat-Back™ system, Header and Rear Section is made from austenitic stainless steel (superior to 409 or aluminized steel) employing mandrel-bent tubing, all-welded construction, and is designed for accurate fit and easy installation. Over 30 years experience and special merge collector technology provide the ultimate in power and endurance.

The performance advantages of a BORLA® are widely recognized. The top engine builders in the racing world rely on BORLA® exhaust for maximum performance. In fact, BORLA® is at the forefront of the movement toward responsible racing with our full line of patented, award and race-winning racing mufflers that not only maintain a race engine's power, but in some instances actually add power. This technology is incorporated into BORLA® exhaust for the street, providing 7-10% increased horsepower and torque when you plant your foot, and improved gas mileage at cruising speeds.

Visit the Borla website: www.borla.com

